

WASATCH

COUNTY SCHOOL DISTRICT

FINAL AMENDED BUDGET

For the
Fiscal Year Ended
June 30, 2026

and the

ORIGINAL ADOPTED BUDGET
For the
Fiscal Year Ended
June 30, 2027

101 East 200 North
Heber City, UT 84032
www.wasatch.edu



Garrick Peterson
Superintendent of Schools

Jason Watt
Business Administrator

101 E. 200 N.
Heber City, UT 84032
435-654-0280
www.wasatch.edu

June 1, 2026

To the Members of the Board of Education and the Patrons of Wasatch County School District:

Enclosed is Wasatch County School District's proposed budget for the fiscal year ending June 30, 2027, and the final amended budget for the fiscal year ending June 30, 2026. Budgets are included for all funds which the Board of Education (Board) has legal responsibility for adopting.

This report is published to provide information about the District to its patrons and to fulfill the accountability obligations of the District. This report is divided into two sections: this *introductory section*, which provides a general overview of the budget process, a summary of the general fund budget, and explanations of the significant factors considered in the budget; and the *financial section*, which provides the actual detailed budget information.

Budget Adoptions and Revisions

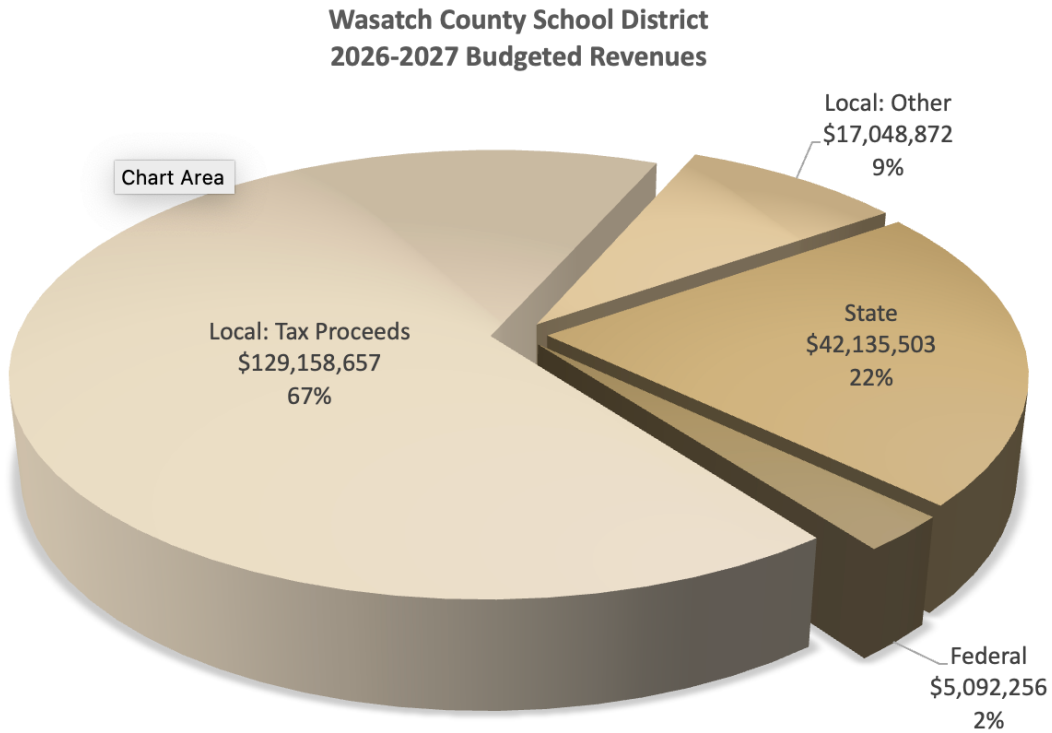
The budget is a planning tool and is a projection of the future based upon both known and estimated information. The District's practice is to recognize the budget constraints facing the District by conservatively projecting revenues and expenditures to provide a reasonable basis for the budget.

During June of each year, the Superintendent submits to the Board a proposed operating budget for the next fiscal year commencing July 1st. This budget includes proposed expenditures and the means of financing them and acts as the financial operating plan for the entire fiscal year. Revisions may be implemented during the year authorizing increased appropriations of available resources through a public hearing and approval from the Board.

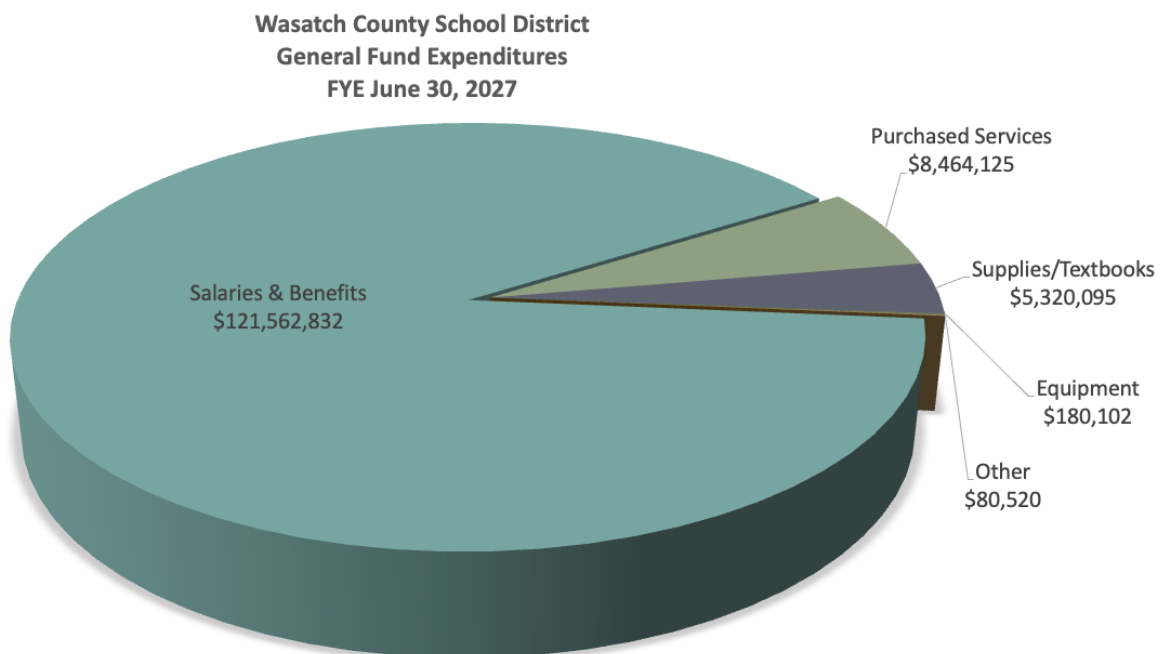
If the District does not exceed the certified tax rate, a public hearing is held prior to June 22 of each year at which time the budget is legally adopted by resolution of the Board after consideration of the proposed budget and taxpayer input. If the District exceeds the certified tax rate the budget is adopted in August when data is available to set the tax rates and after a public hearing and "Truth-in-Taxation" process.

General Fund Summary

Below is a graphical representation of the proposed general fund revenue budget for the year ending June 30, 2027:



Below is a graphical representation of the proposed general fund expenditures budget by category for the year ending June 30, 2027:



Significant Budget Factors

The following are considered to be the most noteworthy and significant factors when considering the proposed budget:

Funding and Expenditure Changes

In order to attract and retain the best educators, and in order to compete with other local districts, the District continues to dedicate a vast majority of its budget for fiscal year 2027 to provide for the salaries and benefits of its employees. A more detailed discussion of salaries and benefits can be found below. Also, as part of its emphasis on literacy, the District has expanded its pre-school and kindergarten programs to all interested parents and students. The District also has committed to having a school resource officer in each of its buildings while teachers and students are present.

Fiscal year 2027 will also bring the addition of a second high school to the District and the additional personnel required to operate it. While teaching, administrative, and education support professionals were divided between the two high schools, some additional positions were required to fully staff the new school. This resulted in an approximate 4.3% increase to the District's salaries and benefits expenditures.

Enrollment

The District has a long history of student growth as Wasatch County has continued to add new housing developments. Enrollment at Wasatch High School remains steady, while elementary and middle school growth has slowed recently. The District expects this type of growth to continue as more families move into the District and as homes become increasingly more expensive to purchase. This slower growth has resulted in a more modest amount of State revenue as a percentage of the District's budget.

Weighted Pupil Unit and Average Daily Membership

Utah Code 53a-17a-106, known as the Minimum School Program Act, guarantees a specific dollar amount per weighted pupil unit (WPU) for each K-12 student enrolled in certain educational programs. For the upcoming year, the WPU value is \$4,870, an increase of 4.2% from the previous year's value.

Average daily membership (ADM) is the major determinant of the number of WPUs for which the District receives funding.

Property Taxes

Property taxes are levied locally to provide for a major portion of the operating funds of the District. The Basic Levy and the Charter School Levy are set by the State and the District sets all other rates subject to levy limitations outlined in State law. The District recognizes and appreciates the significant tax contributions made by the patrons of Wasatch County which results in 66.7% of the general fund budgeted revenues for the upcoming year.

Salaries and Benefits

Salaries and benefits comprise over 89.6% of the proposed budgeted expenditures for the general fund. The salary line items in the detailed budgets in the financial section reflect amounts after salary schedule step and lane changes, changes in negotiated agreements with employee groups, and program changes throughout the District including opening a new high school.

Benefits include Utah State Retirement (URS) contributions at 21.19% for the 2025-26 year and 21.19% for the 2026-27 year for URS Tier 1 employees and 20.32% for URS Tier 2 employees. For both years, benefits also include 401(k) contributions of 1.5% of qualifying employee salaries, Social Security contributions of 7.65% of all salaries, workers compensation insurance coverage, long-term disability insurance coverage, life insurance coverage, and health and accident insurance coverage for all qualifying employees. The District is one of the few remaining districts in Utah that fully funds the health insurance benefits for full-time employees.

Transportation

State funding for the Transportation Program is not sufficient to cover the costs of transporting students. In the upcoming year, the District expects to subsidize the Transportation Department by over \$2.69 million as State transportation revenue continues to decline.

Special Education

In recent years the costs of services to students in the special education population have exceeded the funding received from Federal and State sources. The District expects to subsidize the Special Education program by over \$8.5 million from other sources of funds.

Designated Fund Balance

Utah State law allows for the establishment of a designated “undistributed reserve” of up to 5% of the current fiscal year general fund budgeted revenues. This reserve is for contingencies and according to Utah State law, the Board must authorize expenditures from the reserve and may not use them in the negotiation or settlement of contract salaries for District employees. Use of the reserve requires a written resolution adopted by a majority vote of the Board filed with Utah State Board of Education and Utah State Auditor. The District currently has a reserve of \$1.75 million and the maximum allowable for the year ending June 30, 2026 is \$8,893,262.

Acknowledgements

We express our appreciation to all employees and departments who assist in the timely processing of financial transactions, maintenance of financial records, adherence to internal policies and procedures, and responsible management of District funds. Their diligence and dedication are crucial to the proper management of the District’s financial assets and the overall delivery of quality services to District patrons.

Finally, we express our appreciation to the Board for the tremendous time and effort expended by each member to effectively represent their community and students. Their interest and support in overseeing the financial affairs is critical to the success of District operations and more importantly, to the success of the students of Wasatch County School District.

Respectfully submitted,



Garrick Peterson
Superintendent



Jason Watt
Business Administrator

WASATCH COUNTY SCHOOL DISTRICT
2023 - 2027 Annual Financial Report Comparison
FY2027 Budget

	FY23 Actual	FY24 Actual	FY25 Actual	FY26 Budget	FY27 Budget
GENERAL FUND					
REVENUES:					
Local Revenue:					
Tax Proceeds:					
Basic Program	20,413,325	22,803,647	26,105,659	26,676,060	27,069,323
Voted/Board Leeway	34,141,653	44,812,571	50,079,113	49,487,506	57,032,017
Total Tax Proceeds	54,554,978	67,616,218	76,184,772	76,163,566	84,101,340
Fees/Other Local:					
Tuition from Pupils or Parents	76,559	94,678	91,466	247,000	230,944
Transportation-Local Fees	75,851	92,116	90,975	60,000	67,942
Interest Earnings	2,128,249	4,215,688	5,264,510	2,489,950	5,581,098
Miscellaneous - General	864,770	750,082	710,050	515,000	536,010
Total Fees/Other	3,145,429	5,152,564	6,157,001	3,311,950	6,415,994
Total Local Revenue	57,700,407	72,768,782	82,341,773	79,475,516	90,517,334
State Revenue:					
Regular School Programs K-12	13,416,802	14,418,011	12,462,336	12,347,387	12,104,702
Professional Staff	3,173,015	3,457,590	3,588,912	0	0
Restricted Basic School Program	8,421,296	8,915,069	9,351,216	8,426,774	10,360,494
Related to Basic Programs	4,271,669	8,708,094	3,990,540	8,624,755	5,806,372
Focus Populations	671,436	436,063	363,472	1,629,892	396,312
Educator Supports	3,162,112	5,831,550	6,993,243	7,330,447	7,196,207
Statewide Initiatives	2,126,753	2,163,334	2,493,657	2,336,934	5,012,854
Capital Outlay Programs	333,096	402,196	206,110	0	0
Non-MSP State Revenue (via USBE)	237,401	297,392	554,477	524,718	672,923
Total State Revenue	35,813,580	44,629,299	40,003,963	41,220,907	41,549,864
Federal Revenue:					
Unrestricted Federal - Received via State	2,263,469	451,061	0	0	0
Restricted Federal Grants-in-Aid Received	79,583	80,316	78,090	81,000	87,854
Restricted Federal Grants-in-Aid via State	0	0	0	0	0
IDEA - B Preschool Disabled	67,850	13,336	63,968	74,963	43,583
IDEA - B Disabled	1,325,468	1,469,148	1,441,459	1,441,459	1,413,492
Formula Allocation	260,934	312,791	347,731	0	304,814
Federal Revenue Received via Intermediate	930,927	870,211	551,129	1,292,683	973,623
Federal Elementary and Secondary Ed	1,029,504	644,365	521,727	401,838	434,178
Medicaid Outreach	401,585	601,626	584,617	602,339	282,932
Total Federal Revenue	6,359,320	4,442,854	3,588,721	3,894,282	3,540,476
Total Revenue	99,873,307	121,840,935	125,934,457	124,590,705	135,607,674
EXPENDITURES:					
Instructional:					
Salaries - Teachers	37,364,876	42,043,471	44,721,007	50,428,452	52,799,758
Salaries - Teachers Aides	3,182,988	3,523,695	4,147,731	4,794,318	5,216,235
Salaries - All Other	0	0	479,495	0	1,119,355
Total Salaries	40,547,864	45,567,166	49,348,233	55,222,770	59,135,348
Retirement Benefits	8,586,440	9,494,807	10,183,612	11,571,173	11,941,321
Social Security Benefits	3,074,781	3,450,097	3,725,166	4,292,346	4,430,176
Insurance Benefits	11,013,017	10,130,767	10,233,921	11,340,932	12,585,318
Other Employee Benefits	205,742	825,874	623,395	865,250	704,671
Total Benefits	22,879,980	23,901,545	24,766,094	28,069,701	29,661,486
Contracted Services	4,809,899	4,743,625	4,529,103	4,959,090	4,886,595
Purchased Property Services	0	1,696,264	11,560	13,085	13,085
Other Purchased Services	714,759	943,813	596,872	0	9,500
Tuition to Other Districts	147,582	388,853	284,364	300,000	300,000

WASATCH COUNTY SCHOOL DISTRICT
2023 - 2027 Annual Financial Report Comparison
FY2027 Budget

	FY23 Actual	FY24 Actual	FY25 Actual	FY26 Budget	FY27 Budget
Supplies	1,411,934	1,286,064	1,651,830	1,671,839	1,539,274
Textbooks & Software	220,004	996,844	198,647	211,701	337,795
Equipment	82,031	107,413	33,022	0	0
Other	18,404	22,173	12,705	30,950	22,135
Total Instructional:	70,832,457	79,653,760	81,432,430	90,479,136	95,905,218
Support Services - Students					
Salaries - Guidance/Mental Health Counselors	1,827,476	1,845,967	1,958,798	2,115,459	1,968,017
Salaries - Health Services Personnel	501,613	607,277	660,625	692,303	817,475
Salaries - Psychological Personnel	0	0	0	0	192,721
Total Salaries	2,329,089	2,453,244	2,619,423	2,807,762	2,978,213
Retirement Benefits	500,019	506,351	542,394	581,779	699,080
Social Security Benefits	175,972	186,520	199,080	213,330	225,423
Insurance Benefits	632,064	516,887	557,511	615,016	705,838
Total Benefits	1,308,055	1,209,758	1,298,985	1,410,125	1,630,341
Contracted Services	615,149	717,252	831,715	789,003	1,063,205
Other Purchased Services	36,190	20,523	11,532	33,967	10,000
Supplies	38,862	55,211	52,247	57,736	51,650
Equipment	0	0	0	0	0
Other	0	0	0	0	0
Total Support Services - Student:	4,327,345	4,455,988	4,813,902	5,098,593	5,733,409
Support Services - Instructional					
Salaries - Media Centers	589,569	636,970	673,960	724,559	848,453
Total Salaries	589,569	636,970	673,960	724,559	848,453
Retirement Benefits	133,241	142,158	149,005	160,205	186,239
Social Security Benefits	44,104	47,969	50,760	54,561	64,316
Insurance Benefits	213,416	172,889	170,913	188,369	231,770
Total Benefits	390,761	363,016	370,678	403,135	482,325
Contracted Services	0	0	112,211	0	348,720
Other Purchased Services	0	0	39,173	882,656	532,869
Supplies	0	0	11,236	23,350	19,650
Equipment	0	0	0	0	0
Other	0	0	0	0	0
Total Support Services - Instructional:	980,330	999,986	1,207,258	2,033,700	2,232,017
Support Services - District Administration					
Salaries - Administration	1,196,613	1,761,456	1,924,285	2,219,260	2,162,682
Salaries - Secretarial	495,856	450,815	617,932	730,860	802,669
Total Salaries	1,692,469	2,212,271	2,542,217	2,950,120	2,965,351
Retirement Benefits	371,085	491,446	550,494	628,555	634,198
Social Security Benefits	127,102	158,989	180,838	203,009	214,370
Insurance Benefits	433,562	512,644	528,904	617,657	738,813
Total Benefits	931,749	1,163,079	1,260,236	1,449,221	1,587,381
Contracted Services	171,490	73,070	130,227	184,700	146,875
Other Purchased Services	213,036	258,448	317,431	247,670	232,130
Supplies	90,410	45,196	90,134	74,250	82,250
Equipment	0	0	0	0	0
Other	44,261	46,969	42,679	40,750	51,025
Total District Administration:	3,143,415	3,799,033	4,382,924	4,946,711	5,065,012
Support Services - School Administration					
Salaries - Administration	1,973,892	2,159,610	2,803,790	3,149,993	3,560,489
Salaries - Secretarial	935,982	1,049,877	1,139,377	1,222,663	1,427,752
Total Salaries	2,909,874	3,209,487	3,943,167	4,372,656	4,988,241
Retirement Benefits	685,441	737,971	890,470	990,829	1,097,768
Social Security Benefits	219,828	242,217	296,822	329,542	375,213
Insurance Benefits	861,582	858,758	980,935	1,103,951	1,299,135

WASATCH COUNTY SCHOOL DISTRICT
2023 - 2027 Annual Financial Report Comparison
FY2027 Budget

	FY23 Actual	FY24 Actual	FY25 Actual	FY26 Budget	FY27 Budget
Total Benefits	1,766,851	1,838,946	2,168,227	2,424,322	2,772,116
Contracted Services	0	0	0	0	0
Other Purchased Services	52,681	46,474	0	66,000	76,000
Supplies	0	0	0	0	0
Equipment	0	0	0	0	0
Other	0	0	0	0	0
Total School Administration:	4,729,406	5,094,907	6,111,394	6,862,978	7,836,357
Support Services - Central					
Salaries - Central Services	1,683,685	2,083,817	2,082,293	2,264,959	2,413,591
Total Salaries	1,683,685	2,083,817	2,082,293	2,264,959	2,413,591
Retirement Benefits	371,609	449,101	438,657	480,942	502,011
Social Security Benefits	127,519	155,531	154,037	166,886	179,261
Insurance Benefits	378,201	435,226	436,234	497,362	542,663
Total Benefits	877,329	1,039,858	1,028,928	1,145,190	1,223,935
Contracted Services	61,000	65,516	72,600	73,500	92,200
Other Purchased Services	11,447	6,714	14,553	37,400	18,700
Supplies	87,804	52	85	0	0
Equipment	0	0	118,950	0	128,343
Other	0	0	0	0	0
Total Central Support Services	2,721,265	3,195,957	3,317,409	3,521,049	3,876,769
Support Services - Facility Maintenance					
Salaries - Custodial/Maintenance	2,462,793	2,888,761	3,151,186	3,395,683	4,214,046
Total Salaries	2,462,793	2,888,761	3,151,186	3,395,683	4,214,046
Retirement Benefits	462,613	539,136	570,220	616,061	838,728
Social Security Benefits	184,556	217,797	238,267	257,122	332,228
Insurance Benefits	711,540	743,543	735,037	810,183	1,169,477
Total Benefits	1,358,709	1,500,476	1,543,524	1,683,366	2,340,433
Contracted Services	0	0	0	0	2,250
Purchased Property Services	217,715	239,786	267,749	0	335,676
Other Purchased Services	257,989	277,125	277,261	217,180	346,870
Supplies	1,594,696	1,610,446	1,550,888	2,417,345	2,365,633
Equipment	0	0	0	0	0
Other	400	315	0	0	0
Total Support Services - Facilities	5,892,302	6,516,909	6,790,608	7,713,574	9,604,908
Support Services - Transportation					
Salaries - Office	171,696	190,864	166,324	172,803	170,946
Salaries - Bus Drivers	822,022	956,442	981,784	1,061,735	1,185,141
Salaries - Mechanics	232,031	256,381	272,875	291,983	307,108
Salaries - Activity Trip Driver	172,191	127,714	225,762	214,725	458,539
Total Salaries	1,397,940	1,531,401	1,646,745	1,741,246	2,121,734
Retirement Benefits	291,523	303,562	323,852	343,874	402,514
Social Security Benefits	100,437	113,471	122,483	129,775	155,253
Insurance Benefits	277,661	221,671	199,801	223,526	346,523
Total Benefits	669,621	638,704	646,136	697,175	904,290
Prof Emp Training and Dev	0	0	2,613	0	0
Payments in Lieu of Transportation	8,974	5,720	4,210	5,000	2,750
Property Insurance	16,480	20,440	29,130	29,130	43,000
Motor Fuel	272,198	217,001	226,006	230,120	365,796
Utilities	37,025	67,007	51,407	0	39,653
Other Supplies	192,610	228,490	294,295	271,570	418,594
Equipment	20,420	43,295	38,653	43,250	51,759
School Buses	0	0	0	0	0
Other	7,086	6,509	5,202	7,461	7,360
Total Support Services - Transportati	2,622,354	2,758,567	2,944,397	3,024,952	3,954,936

WASATCH COUNTY SCHOOL DISTRICT
2023 - 2027 Annual Financial Report Comparison
FY2027 Budget

	FY23 Actual	FY24 Actual	FY25 Actual	FY26 Budget	FY27 Budget
Food Services Operations					
Salaries - Other Classified Personnel		40,000	41,600		42,000
Total Salaries	0	40,000	41,600	0	42,000
Retirement Benefits		8,216	8,259		8,250
Social Security Benefits		3,060	3,182		3,213
Total Benefits	0	11,276	11,441	0	11,463
Total Food Services Operations	0	51,276	53,041	0	53,463
Community Services					
Salaries - All Other	381,735	487,227	526,274	621,223	924,102
Total Salaries	381,735	487,227	526,274	621,223	924,102
Retirement Benefits	33,459	35,414	36,775	50,563	122,234
Social Security Benefits	29,109	37,182	40,194	47,449	70,628
Insurance Benefits	35,328	50,588	53,765	76,027	125,121
Total Benefits	97,896	123,184	130,734	174,039	317,983
Contracted Services	0	0	0	0	2,500
Purchased Property Services	0	0	0	0	0
Other Purchased Services	711	3,361	1,939	2,500	0
Supplies	65,580	84,704	110,219	112,250	101,000
Total Support Services - Other	545,922	698,476	769,166	910,012	1,345,585
Total Expenditures - General Fund	95,794,796	107,224,859	111,822,529	124,590,705	135,607,674
Summary - General Fund					
Revenues by Source					
Local	57,700,407	72,768,782	82,341,773	79,475,516	90,517,334
State	35,813,580	44,629,299	40,003,963	41,220,907	41,549,864
Federal	6,359,320	4,442,854	3,588,721	3,894,282	3,540,476
Total Revenue	99,873,307	121,840,935	125,934,457	124,590,705	135,607,674
Expenditures by Object					
Salaries	53,995,018	61,110,344	66,575,098	74,100,978	80,631,079
Benefits	30,280,951	31,789,842	33,224,983	37,456,274	40,931,753
Purchased Professional and Technical	5,657,538	5,599,463	5,678,566	6,006,293	6,542,345
Purchased Property Services	217,715	1,936,050	279,309	13,085	348,761
Other Purchased Services	1,459,849	1,971,471	1,576,368	1,821,503	1,571,819
Supplies	4,011,123	4,591,015	4,236,994	5,070,161	5,321,295
Equipment	102,451	150,708	190,625	43,250	180,102
Other	70,151	75,966	60,586	79,161	80,520
Total Expenditures	95,794,796	107,224,859	111,822,529	124,590,705	135,607,674
Excess of Revenues over Expenditures	4,078,511	14,616,076	14,111,928	0	0
Beginning Fund Balance	21,342,203	25,420,714	40,036,790	54,148,718	54,148,718
Other Financing Uses	0	0	0	0	0
Ending Fund Balance	25,420,714	40,036,790	54,148,718	54,148,718	54,148,718

WASATCH COUNTY SCHOOL DISTRICT
2023 - 2027 Annual Financial Report Comparison
FY2027 Budget

	FY23 Actual	FY24 Actual	FY25 Actual	FY26 Budget
STUDENT ACTIVITY FUND				
REVENUES:				
Local Revenue:				
Earnings on Investments	0	0	0	0
Student Fees	1,431,077	1,461,703	1,253,076	2,189,650
School Vending	0	0	0	0
Community Services Activities	1,913,565	1,855,953	1,838,949	2,036,806
Total Revenue	3,344,642	3,317,656	3,092,025	4,226,456
EXPENDITURES:				
Salaries - Teachers	139,155	134,654	211,597	123,318
State Retirement	0	0	0	0
Social Security	0	0	0	0
Contracted Services	301,399	87,555	248,207	79,538
Other Purchased Services	234,084	458,415	470,150	625,485
Supplies	2,670,004	2,637,032	2,162,071	3,398,115
Equipment	0	0	0	0
Total Expenditures	3,344,642	3,317,656	3,092,025	4,226,456
Excess of Revenues over Expenditures	0	0	0	0
Beginning Fund Balance	0	0	0	0
Other Financing Uses	0	0	0	0
Ending Fund Balance	0	0	0	0

WASATCH COUNTY SCHOOL DISTRICT
2023 - 2027 Annual Financial Report Comparison
FY2027 Budget

	FY23 Actual	FY24 Actual	FY25 Actual	FY26 Amended Budget
TAX INCREMENT FINANCING FUND				
REVENUES:				
Local Revenue:				
Tax Proceeds:				
Board Local Levy	400,056	549,298	576,706	925,000
Total Tax Proceeds:	400,056	549,298	576,706	925,000
Total Revenue:	400,056	549,298	576,706	925,000
Expenditures:				
Miscellaneous Expenditures	400,056	549,298	576,706	925,000
Total Expenditures:	400,056	549,298	576,706	925,000
Excess of Revenues over Expenditures	0	0	0	0
Beginning Fund Balance	0	0	0	0
Other Financing Sources	0	0	0	0
Ending Fund Balance	0	0	0	0

WASATCH COUNTY SCHOOL DISTRICT
2023 - 2027 Annual Financial Report Comparison
FY2027 Budget

	FY23 Actual	FY24 Actual	FY25 Actual	FY26 Budget
DEBT SERVICE FUND				
REVENUES:				
Local Revenue:				
Tax Proceeds:				
Debt Service Levy	13,048,712	4,070,923	4,171,714	4,116,050
Total Tax Proceeds:	13,048,712	4,070,923	4,171,714	4,116,050
Total Revenue:	13,048,712	4,070,923	4,171,714	4,116,050
Interest	2,300,843	1,570,437	1,442,702	1,320,050
Redemption of Principal	14,187,657	2,525,000	2,655,000	2,785,000
Miscellaneous Expenditures	11,500	8,000	11,000	11,000
Total Expenditures:	16,500,000	4,103,437	4,108,702	4,116,050
Excess of Revenues over Expenditures	-3,451,288	-32,514	63,012	0
Beginning Fund Balance	3,636,054	184,766	152,252	215,264
Other Financing Sources	0	0	0	0
Ending Fund Balance	184,766	152,252	215,264	215,264

WASATCH COUNTY SCHOOL DISTRICT
2023 - 2027 Annual Financial Report Comparison
FY2027 Budget

	FY23 Actual	FY24 Actual	FY25 Actual	FY26 Budget	FY27 Budget
CAPITAL PROJECTS FUND					
REVENUES:					
Local Revenue:					
Tax Proceeds:					
Voted Capital Levy	13,987,823	31,415,832	35,042,399	34,628,431	38,467,411
Total Tax Proceeds:	13,987,823	31,415,832	35,042,399	34,628,431	38,467,411
Earnings on Investments	5,374,381	7,358,951	3,865,194	850,000	0
Other Local	0	16,500	133,039	23,100	76,539
Total Fees/Other	5,374,381	7,375,451	3,998,233	873,100	76,539
Total Local Revenue	19,362,204	38,791,283	39,040,632	35,501,531	38,543,950
State Revenue:					
Public Education Capital & Technology	1,283,023	0	0	0	0
Total State Revenue	1,283,023	0	0	0	0
Total Revenue	20,645,227	38,791,283	39,040,632	35,501,531	38,543,950
EXPENDITURES:					
Operation and Maintenance of Facilities					
Salaries	0	0	0	0	0
Total Salaries	0	0	0	0	0
Contracted Services	126,589	37,325	63,125	0	32,500
Purchased Property Services	0	4,390	3,376	2,970	5,000
Other Purchased Services	0	0	0	0	0
Supplies	2,825,255	2,394,658	2,910,099	7,607,759	4,770,646
Equipment	3,847,130	811,321	112,176	162,500	2,162,570
School Buses	175,654	373,652	198,864	401,125	450,000
Other	0	0	0	0	0
Total Operation & Maintenance	6,974,628	3,621,346	3,287,640	8,174,354	7,420,716
Building Acquisition and Construction					
Salaries	0	0	0	0	0
Total Salaries	0	0	0	0	0
Contracted Services	0	0	0	0	0
Purchased Property Services	0	0	0	0	0
Other Purchased Services	0	0	0	0	0
Supplies	0	0	0	16,981,000	3,500,000
Land and Improvements	953,291	2,910,674	1,691,594	1,250,500	2,286,493
Buildings	8,537,671	58,536,598	48,835,156	73,113,069	16,601,001
Interest	0	8,122,909	8,008,178	7,684,324	7,549,775
Redemption of Principal	24,676,462	8,680,000	7,576,895	4,121,996	3,744,535
Total Building Acquisition/Construct	34,167,424	78,250,181	66,111,823	103,150,889	33,681,804
Total Expenditures - Capital Fund	41,142,052	81,871,527	69,399,463	111,325,243	41,102,520
Summary - Capital Projects Fund					
Revenues by Source					
Local	19,362,204	38,791,283	39,040,632	35,501,531	38,543,950
State	1,283,023	0	0	0	0
Total Revenue	20,645,227	38,791,283	39,040,632	35,501,531	38,543,950
Expenditures by Object					
Salaries	0	0	0	0	0
Contracted Services	126,589	37,325	63,125	0	32,500
Purchased Property Services	0	4,390	3,376	2,970	5,000
Other Purchased Services	0	0	0	0	0

WASATCH COUNTY SCHOOL DISTRICT
2023 - 2027 Annual Financial Report Comparison
FY2027 Budget

	FY23 Actual	FY24 Actual	FY25 Actual	FY26 Budget	FY27 Budget
Supplies	2,825,255	2,394,658	2,910,099	24,588,759	8,270,646
Property	13,513,746	62,632,245	50,837,790	74,927,194	21,500,064
Other	24,676,462	16,802,909	15,585,072	11,806,320	11,294,310
Total Expenditures	41,142,052	81,871,527	69,399,462	111,325,243	41,102,520
Excess of Revenues over Expenditures	-20,496,825	-43,080,244	-30,358,830	-75,823,712	-2,558,570
Beginning Fund Balance	12,094,325	173,488,436	137,935,674	107,676,844	35,035,702
Other Financing Sources	181,890,936	7,527,482	100,000	3,182,570	2,558,570
Ending Fund Balance	173,488,436	137,935,674	107,676,844	35,035,702	35,035,702

WASATCH COUNTY SCHOOL DISTRICT
2023 - 2027 Annual Financial Report Comparison
FY2027 Budget

	FY23 Actual	FY24 Actual	FY25 Actual	FY26 Budget	FY27 Budget
FOOD SERVICE FUND					
REVENUES:					
Local Revenue:					
Sales to Students/Other	976,829	1,056,094	979,090	1,334,138	2,298,766
Total Local Revenue	976,829	1,056,094	979,090	1,334,138	2,298,766
State Revenue:					
School Lunch	537,598	829,812	592,982	541,250	586,475
Total State Revenue	537,598	829,812	592,982	541,250	586,475
Federal Revenue:					
Lunch Reimbursements	1,878,434	1,402,785	1,274,539	1,885,250	1,286,780
Donated Commodities	324,482	324,746	235,246	424,750	265,000
Total Federal Revenue	2,202,916	1,727,531	1,509,785	2,310,000	1,551,780
Total Revenue	3,717,343	3,613,437	3,081,857	4,185,388	4,437,021
EXPENDITURES:					
Food Services					
Salaries	1,246,063	1,345,528	1,424,341	1,604,956	1,769,080
Total Salaries	1,246,063	1,345,528	1,424,341	1,604,956	1,769,080
Retirement Benefits	260,997	281,667	287,737	324,597	351,982
Social Security Benefits	90,176	96,952	102,711	116,335	127,979
Insurance Benefits	366,471	337,731	316,579	410,720	476,982
Total Benefits	717,644	716,350	707,027	851,652	956,943
Contracted Services	0	0	0	0	0
Purchased Property Services	19,995	23,436	17,973	10,000	7,500
Other Purchased Services	352	437	37	0	0
Non-Food Supplies	23,901	22,665	24,427	22,500	28,500
Food	1,773,180	1,749,405	1,643,250	1,671,280	1,653,998
Equipment	12,800	4,688	0	25,000	21,000
Other	2,241	7,387	71	0	0
Total Food Services Expenditures	3,796,176	3,869,896	3,817,126	4,185,388	4,437,021
Excess of Revenues over Expenditures	-78,833	-256,459	-735,269	0	0
Beginning Fund Balance	1,149,583	1,118,819	833,477	59,931	59,931
Other Financing Sources (Uses)	48,069	-28,883	-38,277	0	0
Ending Fund Balance	1,118,819	833,477	59,931	59,931	59,931

WASATCH COUNTY SCHOOL DISTRICT
2023 - 2027 Annual Financial Report Comparison
FY2027 Budget

	FY23 Actual	FY24 Actual	FY25 Actual	FY26 Budget	FY27 Budget
OTHER GOVERNMENTAL/ENTERPRISE FUNDS					
REVENUES:					
Local Revenue:					
Earnings on Investments	0	0	0	0	0
Student Fees	0	0	0	0	0
Contributions/Donations	1,288,462	1,373,018	1,554,864	1,452,520	1,605,000
Total Revenue:	1,288,462	1,373,018	1,554,864	1,452,520	1,605,000
EXPENDITURES:					
Contracted Services	0	0	0	0	0
Other Purchased Services	0	0	0	0	0
Supplies	0	0	0	0	0
Other Purchased Services	968,296	1,017,117	1,201,243	1,452,520	1,605,000
Total Expenditures	968,296	1,017,117	1,201,243	1,452,520	1,605,000
Excess of Revenues over Expenditures	320,166	355,901	353,621	0	0
Beginning Fund Balance	1,524,568	1,844,734	2,200,635	2,554,256	2,554,256
Other Financing Uses	0	0	0	0	0
Ending Fund Balance	1,844,734	2,200,635	2,554,256	2,554,256	2,554,256

WASATCH COUNTY SCHOOL DISTRICT
2023 - 2027 Annual Financial Report Comparison
FY2027 Budget

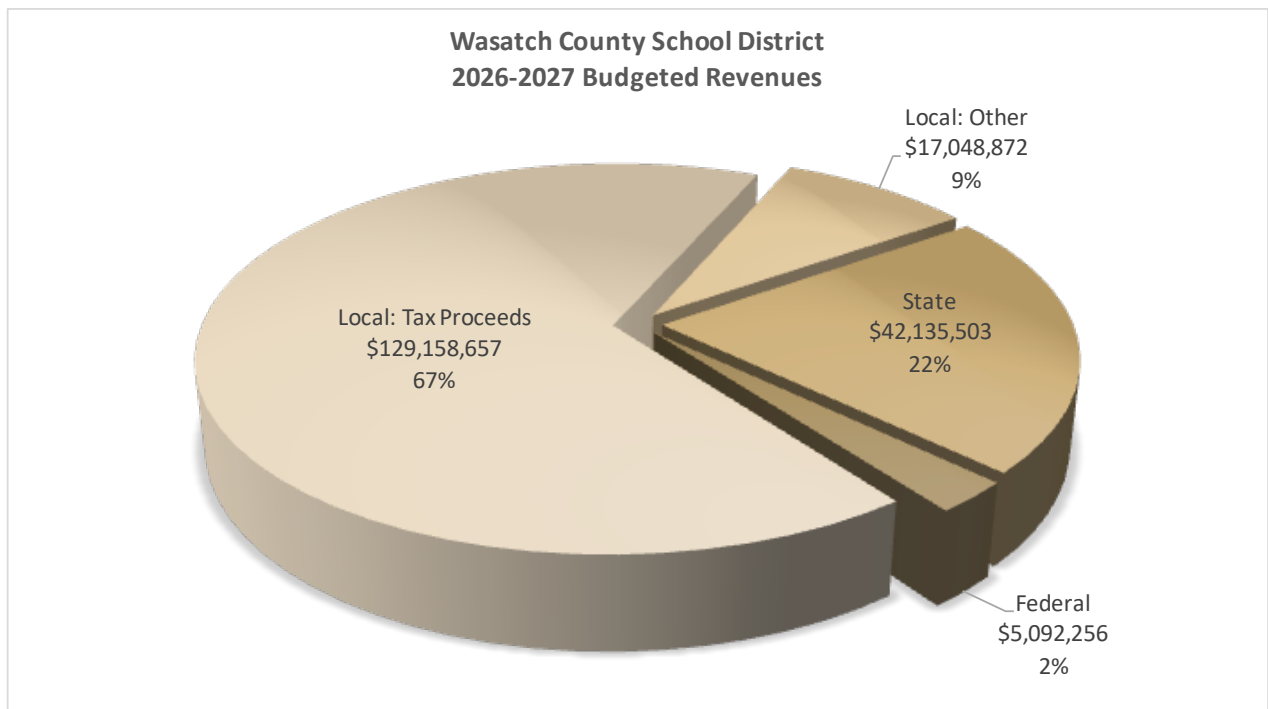
	FY23 Actual	FY24 Actual	FY25 Actual	FY26 Budget	FY27 Budget
ALL FUNDS					
REVENUES:					
Total Local	96,121,312	121,927,054	131,756,804	127,031,211	143,648,123
Total State	37,634,201	45,459,111	40,596,945	41,762,157	42,136,339
Total Federal	8,562,236	6,170,385	5,098,506	6,204,282	5,092,256
Total Revenue:	142,317,749	173,556,550	177,452,255	174,997,650	190,876,718
EXPENDITURES:					
Salaries	55,380,236	62,590,526	68,211,036	75,829,252	82,563,169
Employee Benefits	30,998,595	32,506,192	33,932,010	38,307,926	41,888,696
Contracted Services	6,085,526	5,724,343	5,989,898	6,085,831	6,674,268
Purchased Property Services	237,710	1,963,876	300,658	26,055	361,261
Other Purchased Services	1,694,285	2,430,323	2,046,555	2,446,988	2,353,675
Supplies	11,303,463	11,394,775	10,976,841	34,750,815	19,522,083
Property	13,628,997	62,787,641	51,028,415	74,995,444	21,701,166
Other	42,617,206	22,556,114	21,532,380	18,379,051	18,370,970
Total Expenditures:	161,946,018	201,953,790	194,017,793	250,821,362	193,435,288
Excess of Revenues over Expenditures	-19,628,269	-28,397,240	-16,565,538	-75,823,712	-2,558,570
Beginning Fund Balance	39,746,733	202,057,469	181,158,828	164,655,013	92,013,871
Other Financing Uses	181,939,005	7,498,599	61,723	3,182,570	2,558,570
Ending Fund Balance	202,057,469	181,158,828	164,655,013	92,013,871	92,013,871

Wasatch County School District
 Summary Budget Report
 For the 2026 - 2027 School Year

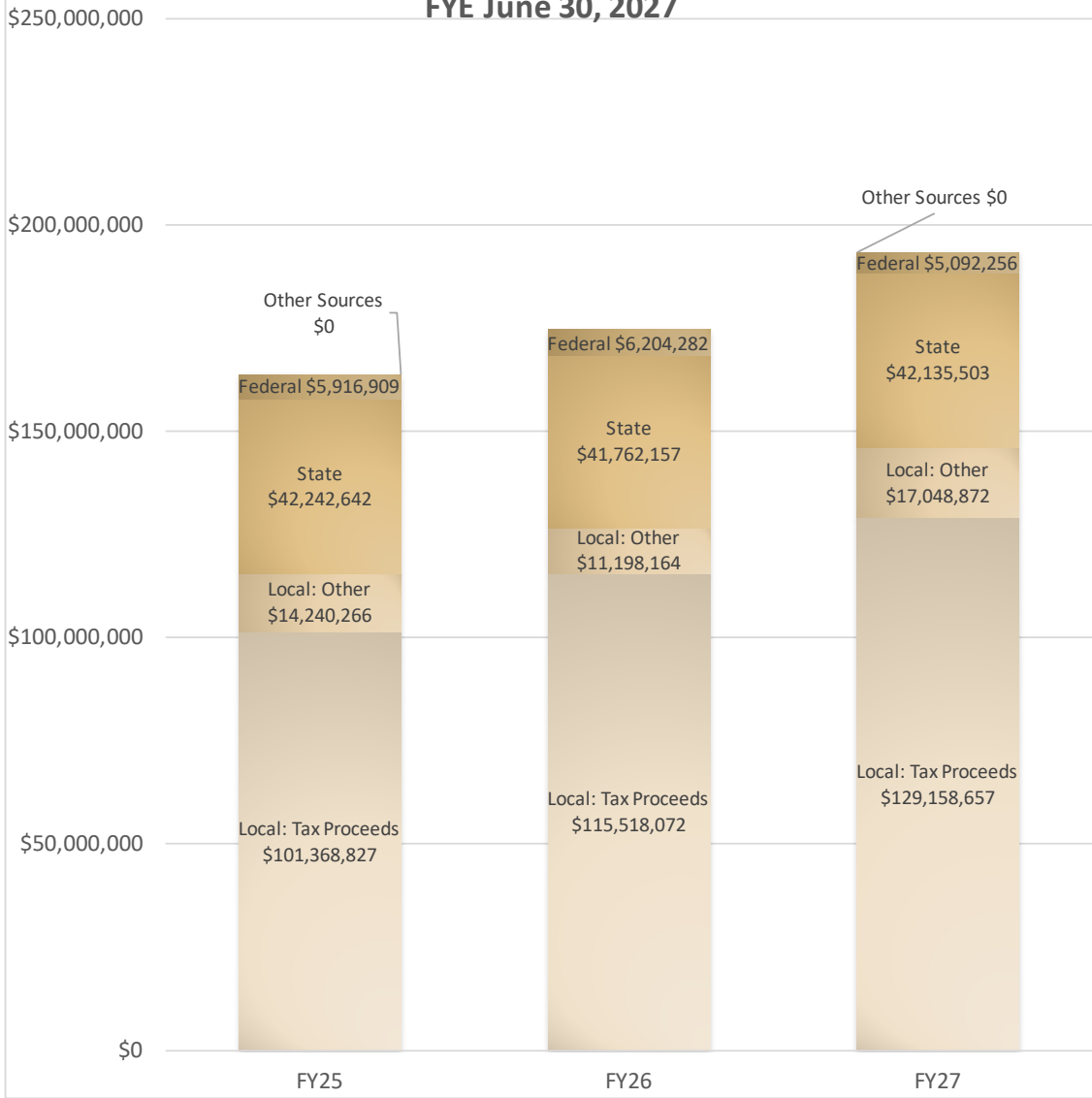
	FY25		FY26		FY27	
	Actual Amount	% of Total	Amended Amount	% of Total	Budget Amount	% of Total
Revenues						
General Fund	\$125,934,458	70.9%	\$124,590,705	69.9%	\$135,607,674	70.1%
Student Activity	\$3,092,025	1.7%	\$4,226,456	2.4%	\$5,291,933	2.7%
Tax Increment	\$576,706	0.3%	\$925,000	0.5%	\$1,272,840	0.7%
Debt Service	\$4,171,714	2.3%	\$4,116,050	2.3%	\$4,118,300	2.1%
Capital	\$35,275,438	19.9%	\$37,811,001	21.2%	\$41,102,520	21.2%
Local Building Authority	\$3,865,194	2.2%	\$873,100	0.5%	\$0	0.0%
Food Services	\$3,081,858	1.7%	\$4,185,388	2.3%	\$4,437,021	2.3%
Foundation	\$1,554,864	0.9%	\$1,452,520	0.8%	\$1,605,000	0.8%
Total Revenue	\$177,552,257	100.0%	\$178,180,220	100.0%	\$193,435,288	100.0%
Expenditures						
General Fund	\$111,822,529	57.6%	\$124,590,705	49.7%	\$135,607,674	70.1%
Instructional	\$81,505,261	72.9%	\$90,479,136	72.6%	\$95,904,018	70.7%
Support Services	\$30,317,268	27.1%	\$34,111,569	27.4%	\$39,703,656	29.3%
Student Activity	\$3,092,025	1.6%	\$4,226,456	1.7%	\$5,291,933	2.7%
Tax Increment	\$576,706	0.3%	\$925,000	0.4%	\$1,272,840	0.7%
Debt Service	\$4,108,701	2.1%	\$4,116,050	1.6%	\$4,118,300	2.1%
Capital	\$69,399,463	35.8%	\$111,325,243	44.4%	\$41,102,520	21.1%
Food Services	\$3,817,127	2.0%	\$4,185,388	1.7%	\$4,437,021	2.3%
Foundation	\$1,201,243	0.6%	\$1,452,520	0.6%	\$1,605,000	0.8%
Total Expenditures	\$194,017,794	100.0%	\$250,821,362	100.0%	\$193,435,288	100.0%
General Fund Expenditures						
Salaries	\$66,574,883	59.5%	\$74,100,978	59.5%	\$80,631,079	59.5%
Benefits	\$33,225,191	29.7%	\$37,456,274	30.1%	\$40,931,753	30.2%
Purchased Services	\$7,534,246	6.7%	\$7,840,881	6.3%	\$8,464,125	6.2%
Supplies/Textbooks	\$4,236,998	3.8%	\$5,070,161	4.1%	\$5,320,095	3.9%
Equipment	\$190,625	0.2%	\$43,250	0.0%	\$180,102	0.13%
Other	\$60,586	0.1%	\$79,161	0.1%	\$80,520	0.06%
Total General Fund Expenditures	\$111,822,529	100.0%	\$124,590,705	100.0%	\$135,607,674	100.0%

Wasatch County School District Summary Budget Report For 2026 - 2027 School Year

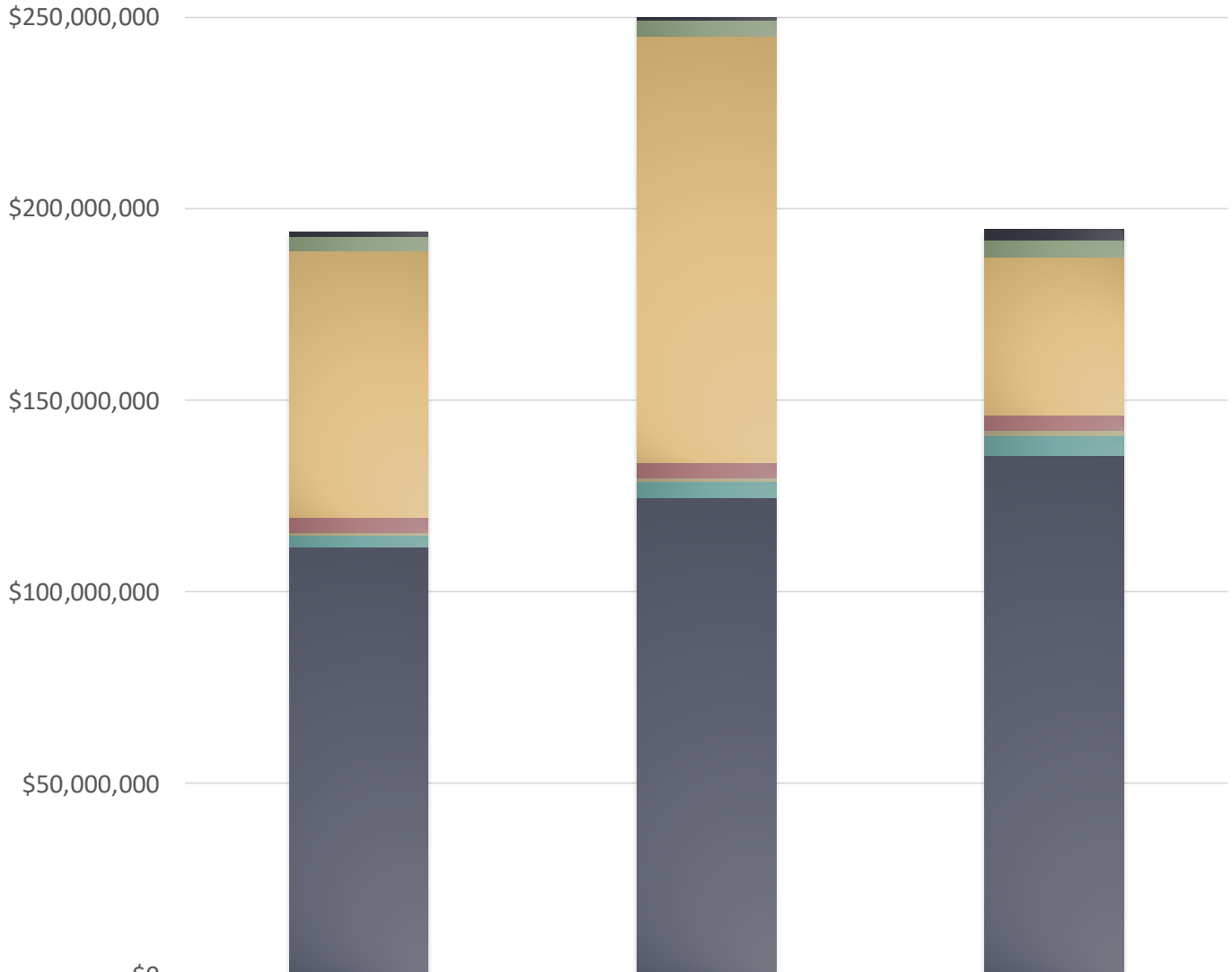
Revenue Sources	FY25		FY26		FY27	
	Actual Amount	% of Total	Amended Amount	% of Total	Budget Amount	% of Total
Local: Tax Proceeds	\$101,368,827	61.9%	\$115,518,072	66.1%	\$129,158,657	66.8%
Local: Other	\$14,240,266	8.7%	\$11,198,164	6.4%	\$17,048,872	8.8%
State	\$42,242,642	25.8%	\$41,762,157	23.9%	\$42,135,503	21.8%
Federal	\$5,916,909	3.6%	\$6,204,282	3.6%	\$5,092,256	2.6%
Total Revenue	\$163,768,644	100.0%	\$174,682,675	100.0%	\$193,435,288	100.0%
Other Funding Sources	\$0		\$0		\$0	
Total	\$163,768,644		\$174,682,675		\$193,435,288	



**Wasatch County School District
Total Revenue
FYE June 30, 2027**

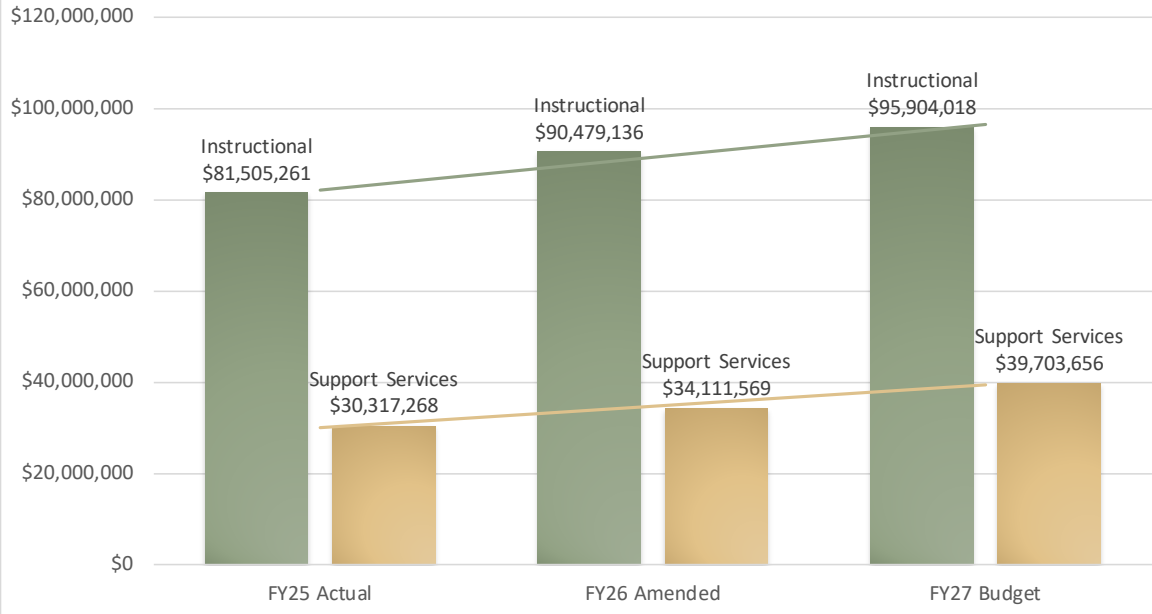


**Wasatch County School District
Total Expenditures
FYE June 30, 2027**

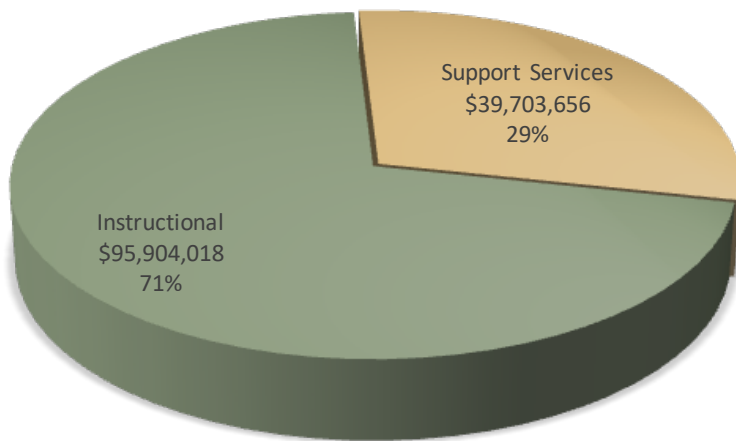


	FY25 Actual	FY26 Amended	FY27 Budget
■ Foundation	\$1,201,243	\$1,452,520	\$3,000,000
■ Food Services	\$3,817,127	\$4,185,388	\$4,437,021
■ Capital	\$69,399,463	\$111,325,243	\$41,102,520
■ Debt Service	\$4,108,701	\$4,116,050	\$4,118,300
■ Tax Increment	\$576,706	\$925,000	\$1,272,840
■ Student Activity	\$3,092,025	\$4,226,456	\$5,291,933
■ General	\$111,822,529	\$124,590,705	\$135,607,674

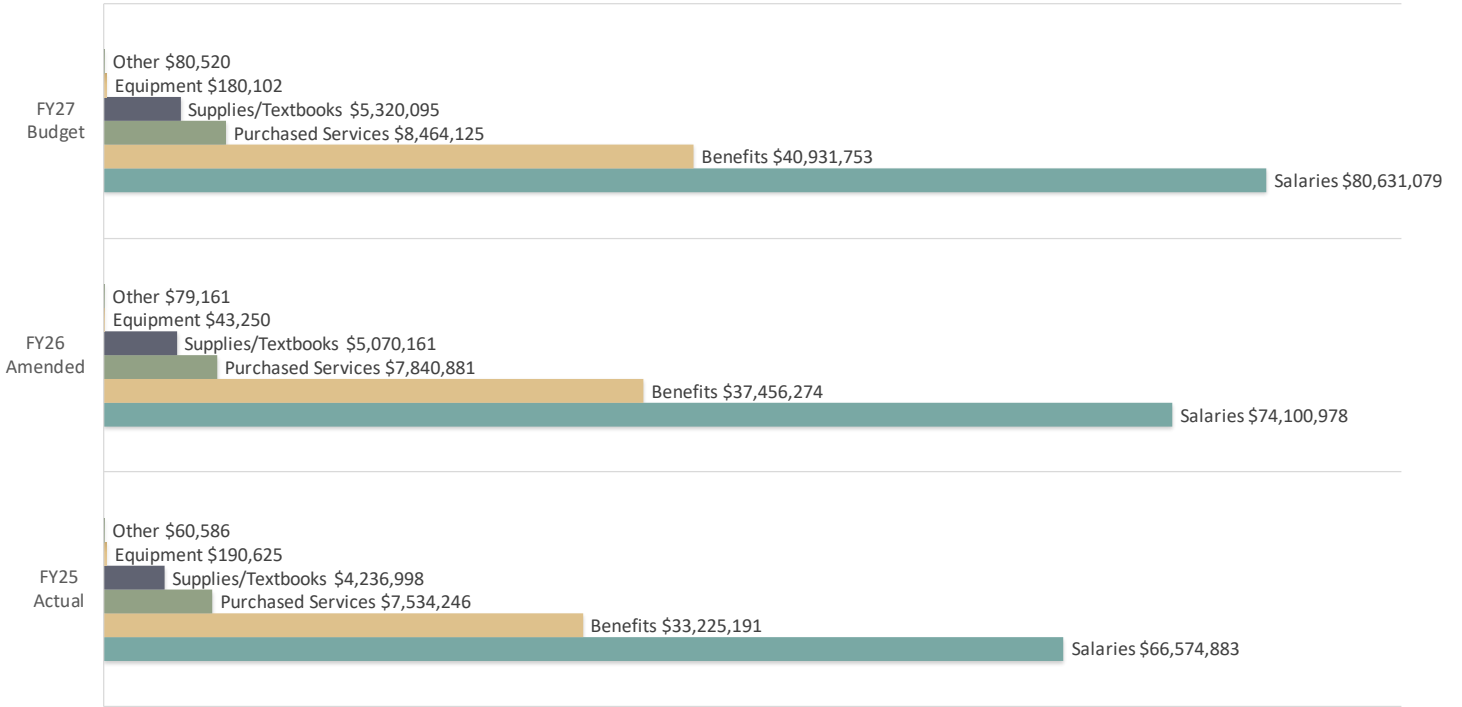
**Wasatch County School District
General Fund Expenditures
FYE June 30, 2027**



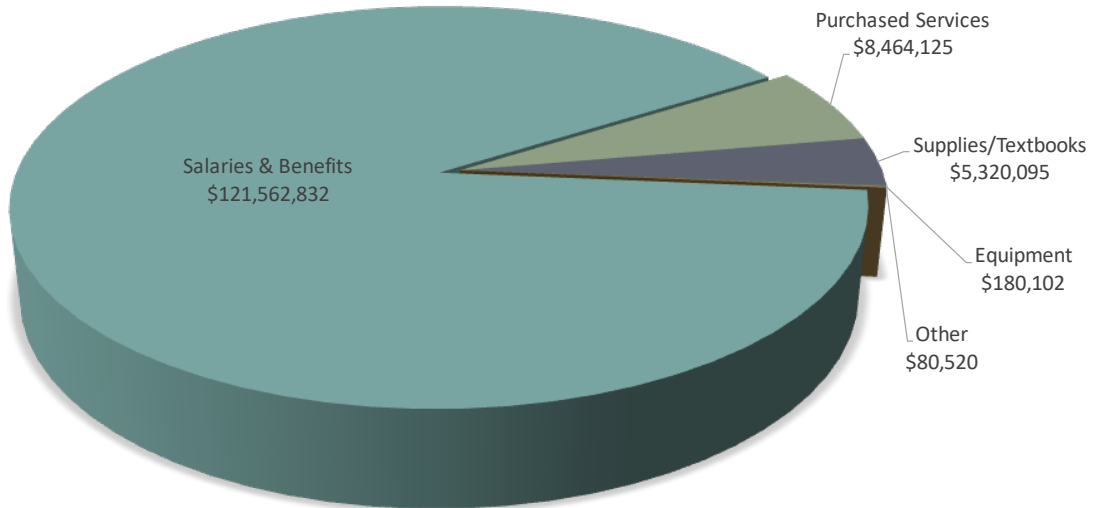
**Wasatch County School District
General Fund Expenditures
FYE June 30, 2027**



**Wasatch County School District
General Fund Expenditures
FYE June 30, 2027**



**Wasatch County School District
General Fund Expenditures
FYE June 30, 2027**



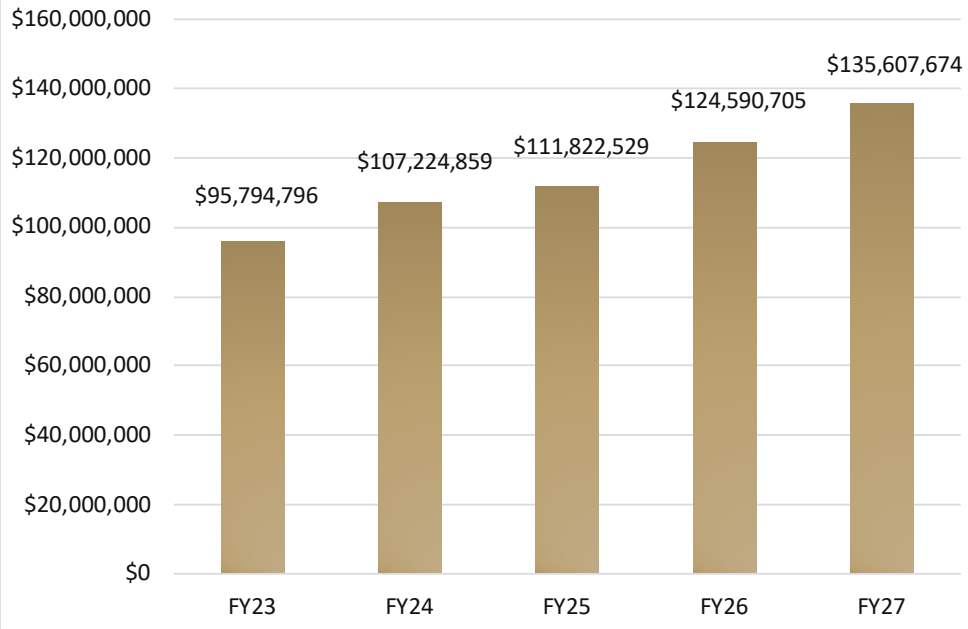
Comparison of Fund Balances as a percentage of Revenue - General Fund

FOR FISCAL YEAR

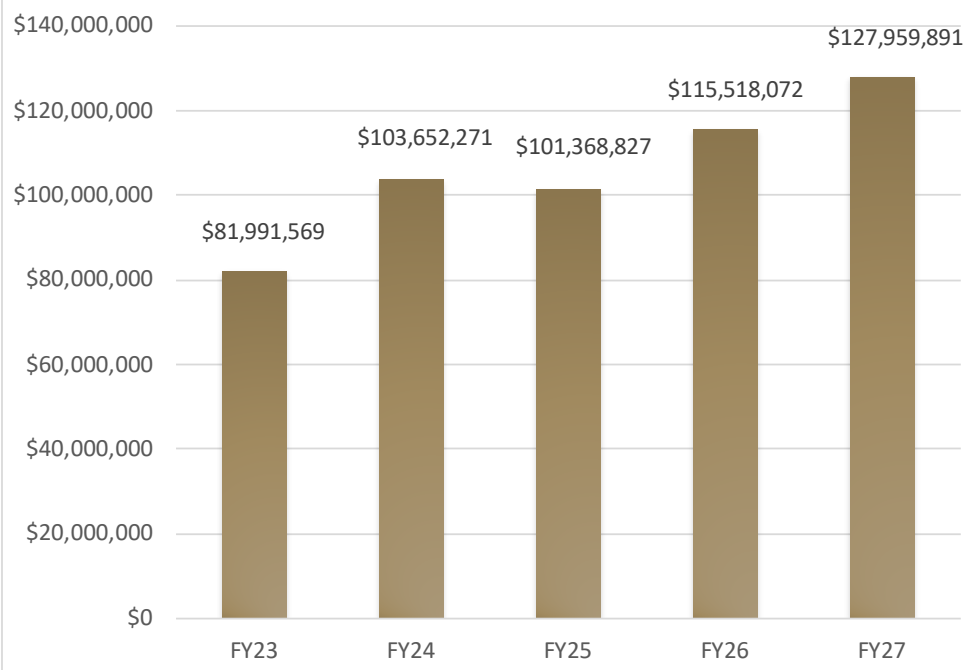
2025

DISTRICT NAME	TOTAL REVENUE	TOTAL FUND BALANCE	% OF REV	DISTRICT RANK
Alpine District	\$ 898,670,377	\$ 180,864,096	20.1%	34
Beaver District	\$ 23,919,883	\$ 10,475,743	43.8%	14
Box Elder District	\$ 141,710,474	\$ 28,940,705	20.4%	33
Cache District	\$ 218,665,240	\$ 33,197,491	15.2%	37
Canyons District	\$ 392,861,964	\$ 73,173,523	18.6%	35
Carbon District	\$ 43,098,383	\$ 9,109,695	21.1%	31
Daggett District	\$ 5,760,553	\$ 2,235,579	38.8%	19
Davis District	\$ 779,299,870	\$ 187,052,618	24.0%	30
Duchesne District	\$ 67,286,951	\$ 16,427,069	24.4%	29
Emery District	\$ 39,358,168	\$ 24,715,560	62.8%	7
Garfield District	\$ 20,438,292	\$ 11,992,657	58.7%	8
Grand District	\$ 26,877,803	\$ 17,410,022	64.8%	5
Granite District	\$ 690,408,421	\$ 208,149,834	30.1%	27
Iron District	\$ 144,292,658	\$ 53,462,911	37.1%	20
Jordan District	\$ 616,944,219	\$ 208,863,672	33.9%	22
Juab District	\$ 35,093,741	\$ 5,422,172	15.5%	36
Kane District	\$ 23,679,019	\$ 17,745,542	74.9%	3
Logan City District	\$ 66,777,875	\$ 26,745,498	40.1%	18
Millard District	\$ 43,992,140	\$ 6,600,055	15.0%	38
Morgan District	\$ 35,798,988	\$ 16,427,048	45.9%	12
Murray District	\$ 69,685,353	\$ 25,771,306	37.0%	21
Nebo District	\$ 418,228,879	\$ 133,584,764	31.9%	24
North Sanpete District	\$ 34,548,184	\$ 8,707,437	25.2%	28
North Summit District	\$ 17,129,477	\$ 5,712,014	33.3%	23
Ogden City District	\$ 131,125,161	\$ 17,922,082	13.7%	39
Park City District	\$ 115,168,981	\$ 48,281,911	41.9%	16
Piute District	\$ 8,256,482	\$ 3,436,115	41.6%	17
Provo District	\$ 161,440,417	\$ 50,705,205	31.4%	25
Rich District	\$ 6,296,500	\$ 2,971,222	47.2%	11
Salt Lake District	\$ 284,182,038	\$ 86,968,341	30.6%	26
San Juan District	\$ 59,435,429	\$ 30,597,267	51.5%	9
Sevier District	\$ 55,241,318	\$ 55,200,092	99.9%	1
South Sanpete District	\$ 44,326,060	\$ 28,351,376	64.0%	6
South Summit District	\$ 29,784,813	\$ 21,426,775	71.9%	4
Tooele District	\$ 192,300,613	\$ 40,194,509	20.9%	32
Uintah District	\$ 82,783,208	\$ 39,669,253	47.9%	10
Wasatch District	\$ 125,934,457	\$ 54,148,718	43.0%	15
Washington District	\$ 388,010,105	\$ 170,918,649	44.1%	13
Wayne District	\$ 8,955,585	\$ 8,394,663	93.7%	2
Weber District	\$ 342,775,178	\$ 25,394,062	7.4%	40
DISTRICT SUBTOTALS	\$ 6,890,543,257	\$ 1,997,367,251	29.0%	

Wasatch County School District General Fund Expenditures



Wasatch County School District Property Tax Proceeds



Wasatch County School District
Program Report
For the 2026-27 School Year

Account Number	Description	FY 2026 Original Budget	FY 2026 Amended Budget	FY 2027 Proposed Budget
10-000-7-0005-0000-000	General Instruction	54,352,039.00	54,352,039.00	58,187,035.00
10-104-7-0005-1000-131	Teacher Salary	2,463,069.00	2,463,069.00	2,570,130.00
10-108-7-0005-1000-131	Teacher Salary	2,461,356.00	2,461,356.00	2,466,830.00
10-110-7-0005-1000-131	Teacher Salary	2,231,360.00	2,231,360.00	2,382,767.00
10-114-7-0005-1000-131	Teacher Salary	2,677,373.00	2,677,373.00	2,904,918.00
10-116-7-0005-1000-131	Teacher Salary	2,236,716.00	2,236,716.00	2,237,615.00
10-312-7-0005-1000-131	Teacher Salary	2,683,405.00	2,683,405.00	2,905,267.00
10-314-7-0005-1000-131	Teacher Salary	3,778,784.00	3,778,784.00	3,900,626.00
10-704-7-0005-1000-131	Teacher Salary	7,102,760.00	7,102,760.00	3,894,084.00
10-706-7-0005-1000-131	Teacher Salary			3,894,084.00
10-999-7-0005-1000-131	Teacher Salary	314,862.00	314,862.00	431,862.00
10-104-7-0005-1000-161	Aide Salary	173,803.00	173,803.00	154,314.00
10-108-7-0005-1000-161	Aide Salary	145,722.00	145,722.00	216,583.00
10-110-7-0005-1000-161	Aide Salary	104,447.00	104,447.00	67,291.00
10-114-7-0005-1000-161	Aide Salary	185,987.00	185,987.00	151,006.00
10-116-7-0005-1000-161	Aide Salary	109,561.00	109,561.00	103,907.00
10-312-7-0005-1000-161	Aide Salary	30,301.00	30,301.00	23,098.00
10-314-7-0005-1000-161	Aide Salary	118,394.00	118,394.00	115,187.00
10-704-7-0005-1000-161	Aide Salary	128,430.00	128,430.00	95,514.00
10-706-7-0005-1000-161	Aide Salary			95,514.00
10-999-7-0005-1000-210	State Retirement	5,679,038.00	5,679,038.00	5,790,726.00
10-999-7-0005-1000-220	Social Security	2,099,845.00	2,099,845.00	2,157,221.00
10-999-7-0005-1000-240	Group Insurance	7,467,019.00	7,467,019.00	8,204,654.00
10-999-7-0005-1000-230	Other Benefits	865,250.00	865,250.00	704,671.00
10-999-7-0005-1000-320	Contracted Sub Services	825,000.00	825,000.00	990,792.00
10-999-7-0005-2200-330	Professional Development	40,000.00	40,000.00	0.00
10-999-7-0005-2200-580	Travel/Prof Development	6,250.00	6,250.00	0.00
10-104-7-0005-1000-610	Student Supplies	36,626.00	36,626.00	31,768.00
10-108-7-0005-1000-610	Student Supplies	35,106.00	35,106.00	32,446.00
10-110-7-0005-1000-610	Student Supplies	35,536.00	35,536.00	33,065.00
10-114-7-0005-1000-610	Student Supplies	35,536.00	35,536.00	40,478.00
10-116-7-0005-1000-610	Student Supplies	41,766.00	41,766.00	34,830.00
10-312-7-0005-1000-610	Student Supplies	36,660.00	36,660.00	37,022.00
10-314-7-0005-1000-610	Student Supplies	52,600.00	52,600.00	52,645.00
10-704-7-0005-1000-610	Student Supplies	134,430.00	134,430.00	104,785.00
10-706-7-0005-1000-610	Student Supplies	0.00	0.00	104,785.00
10-999-7-0005-1000-640	Library/Media Disbursments	10,000.00	10,000.00	10,000.00
10-999-7-0005-2200-610	Testing Supplies	3,100.00	3,100.00	7,150.00
10-999-7-0005-1000-670	Assessment Software	55,500.00	55,500.00	52,850.00
10-999-7-0005-1000-899	Other Inst. Needs	23,500.00	23,500.00	22,135.00
10-704-7-0005-2100-353	Security Officer	789,003.00	789,003.00	1,053,755.00
10-104-7-0005-2220-145	Media Salary	90,066.00	90,066.00	94,046.00
10-108-7-0005-2220-145	Media Salary	76,584.00	76,584.00	76,936.00
10-110-7-0005-2220-145	Media Salary	80,249.00	80,249.00	84,943.00
10-114-7-0005-2220-145	Media Salary	87,512.00	87,512.00	91,945.00
10-116-7-0005-2220-145	Media Salary	90,408.00	90,408.00	94,991.00
10-312-7-0005-2220-145	Media Salary	100,376.00	100,376.00	105,408.00
10-314-7-0005-2220-145	Media Salary	82,877.00	82,877.00	87,079.00
10-704-7-0005-2220-145	Media Salary	109,487.00	109,487.00	111,585.00
10-706-7-0005-2220-145	Media Salary			95,120.00
10-999-7-0005-2220-210	State Retirement	158,641.00	158,641.00	184,822.00
10-999-7-0005-2220-220	Social Security	54,025.00	54,025.00	63,827.00
10-999-7-0005-2220-240	Group Insurance	188,369.00	188,369.00	231,770.00
10-104-7-0005-2400-121	Administrative Salaries	169,266.00	169,266.00	178,542.00
10-108-7-0005-2400-121	Administrative Salaries	169,264.00	169,264.00	178,542.00
10-110-7-0005-2400-121	Administrative Salaries	173,837.00	173,837.00	180,933.00
10-114-7-0005-2400-121	Administrative Salaries	147,054.00	147,054.00	156,174.00
10-116-7-0005-2400-121	Administrative Salaries	173,837.00	173,837.00	180,933.00
10-206-7-0005-2400-121	Administrative Salaries	173,834.00	173,834.00	180,933.00

10-312-7-0005-2400-121	Administrative Salaries	455,497.00	455,497.00	625,897.00
10-314-7-0005-2400-121	Administrative Salaries	449,450.00	449,450.00	474,389.00
10-704-7-0005-2400-121	Administrative Salaries	1,218,954.00	1,218,954.00	694,473.00
10-706-7-0005-2400-121	Administrative Salaries			694,473.00
10-104-7-0005-2400-152	School Secretaries	75,368.00	75,368.00	79,907.00
10-108-7-0005-2400-152	School Secretaries	68,886.00	68,886.00	72,644.00
10-110-7-0005-2400-152	School Secretaries	74,033.00	74,033.00	76,617.00
10-114-7-0005-2400-152	School Secretaries	76,454.00	76,454.00	82,363.00
10-116-7-0005-2400-152	School Secretaries	75,566.00	75,566.00	79,608.00
10-206-7-0005-2400-152	School Secretaries	43,707.00	43,707.00	49,320.00
10-312-7-0005-2400-152	School Secretaries	175,699.00	175,699.00	184,945.00
10-314-7-0005-2400-152	School Secretaries	110,582.00	110,582.00	116,368.00
10-500-7-0005-2400-152	School Secretaries	4,303.00	4,303.00	5,746.00
10-704-7-0005-2400-152	School Secretaries	492,065.00	492,065.00	329,717.00
10-706-7-0005-2400-152	School Secretaries			329,717.00
10-999-7-0005-2400-210	State Retirement	980,853.00	980,853.00	1,089,952.00
10-999-7-0005-2400-220	Social Security	326,099.00	326,099.00	372,459.00
10-999-7-0005-2400-240	Group Insurance	1,103,951.00	1,103,951.00	1,299,135.00
10-999-7-0005-2400-330	Professional Development	66,000.00	66,000.00	76,000.00
10-999-7-0005-2400-580	Travel/Prof Development	0.00	0.00	0.00
30-104-7-0005-1000-640	Textbook/Curriculum	97,105.00	97,105.00	93,073.00
30-108-7-0005-1000-640	Textbook/Curriculum	135,200.00	135,200.00	107,982.00
30-110-7-0005-1000-640	Textbook/Curriculum	158,976.00	158,976.00	107,571.00
30-114-7-0005-1000-640	Textbook/Curriculum	113,706.00	113,706.00	107,959.00
30-116-7-0005-1000-640	Textbook/Curriculum	105,907.00	105,907.00	84,293.00
30-206-7-0005-1000-640	Textbook/Curriculum	27,187.00	27,187.00	23,850.00
30-312-7-0005-1000-640	Textbook/Curriculum	101,839.00	101,839.00	106,566.00
30-314-7-0005-1000-640	Textbook/Curriculum	102,145.00	102,145.00	108,885.00
30-704-7-0005-1000-640	Textbook/Curriculum	326,226.00	326,226.00	104,111.00
30-706-7-0005-1000-640	Textbook/Curriculum			104,111.00
30-104-7-0005-1000-730	Classroom Equipment	5,000.00	5,000.00	5,000.00
30-108-7-0005-1000-730	Classroom Equipment	5,000.00	5,000.00	5,000.00
30-110-7-0005-1000-730	Classroom Equipment	5,000.00	5,000.00	5,000.00
30-114-7-0005-1000-730	Classroom Equipment	5,000.00	5,000.00	5,000.00
30-116-7-0005-1000-730	Classroom Equipment	5,000.00	5,000.00	5,000.00
30-312-7-0005-1000-730	Classroom Equipment	5,000.00	5,000.00	5,000.00
30-314-7-0005-1000-730	Classroom Equipment	5,000.00	5,000.00	5,000.00
30-704-7-0005-1000-730	Classroom Equipment	7,500.00	7,500.00	7,500.00
30-706-7-0005-1000-730	Classroom Equipment			7,500.00
10-000-7-0100-0000-000	Drivers Education - Classroom	148,786.00	148,786.00	156,271.00
10-704-7-0100-1000-131	Certificated Salary	91,105.00	91,105.00	47,862.00
10-706-7-0100-1000-131	Certificated Salary			47,862.00
10-999-7-0100-1000-210	State Retirement	21,127.00	21,127.00	21,773.00
10-999-7-0100-1000-220	Social Security	6,970.00	6,970.00	7,323.00
10-999-7-0100-1000-240	Group Insurance	29,584.00	29,584.00	31,451.00
10-000-7-0201-0000-000	Activities	1,382,546.00	1,382,546.00	2,101,805.00
10-500-7-0201-1000-131	Elementary PE Specialists	453,656.00	453,656.00	479,534.00
10-500-7-0201-1000-210	State Retirement	105,202.00	105,202.00	109,073.00
10-500-7-0201-1000-220	Social Security	34,533.00	34,533.00	36,430.00
10-500-7-0201-1000-240	Group Insurance	148,788.00	148,788.00	157,609.00
10-500-7-0201-1000-320	Contracted Services	12,000.00	12,000.00	8,000.00
10-500-7-0201-1000-610	Supplies	10,000.00	10,000.00	10,000.00
10-500-7-0202-1000-195	Activity Stipends	517,929.00	517,929.00	1,119,355.00
10-500-7-0202-1000-210	State Retirement	73,123.00	73,123.00	131,457.00
10-500-7-0202-1000-220	Social Security	27,315.00	27,315.00	50,347.00
10-500-7-0202-1000-610	Supplies	0.00	0.00	0.00
10-000-7-0501-0000-000	Employee Incentive	1,269,406.00	1,269,406.00	1,044,023.00
10-500-7-0501-1000-131	Employee Incentive	484,063.00	484,063.00	398,050.00
10-500-7-0501-2300-152	Employee Incentive	2,000.00	2,000.00	1,600.00
10-500-7-0501-1000-161	Employee Incentive	218,375.00	218,375.00	183,100.00
10-500-7-0501-1000-210	State Retirement	135,279.00	135,279.00	112,003.00
10-500-7-0501-1000-220	Social Security	53,737.00	53,737.00	44,519.00
10-500-7-0501-2100-142	Employee Incentive	23,000.00	23,000.00	30,400.00
10-500-7-0501-2100-143	Employee Incentive	15,000.00	15,000.00	3,200.00
10-500-7-0501-2100-210	State Retirement	7,623.00	7,623.00	7,011.00

10-500-7-0501-2100-220	Social Security	2,907.00	2,907.00	2,570.00
10-500-7-0501-2220-145	Employee Incentive	7,000.00	7,000.00	6,400.00
10-500-7-0501-2220-210	State Retirement	1,564.00	1,564.00	1,417.00
10-500-7-0501-2220-220	Social Security	536.00	536.00	489.00
10-500-7-0501-2300-112	Employee Incentive	14,000.00	14,000.00	12,000.00
10-500-7-0501-2300-152	Employee Incentive	7,000.00	7,000.00	7,200.00
10-500-7-0501-2300-210	State Retirement	4,460.00	4,460.00	4,080.00
10-500-7-0501-2300-220	Social Security	1,297.00	1,297.00	1,270.00
10-500-7-0501-2400-121	Employee Incentive	16,000.00	16,000.00	12,800.00
10-500-7-0501-2400-131	Employee Incentive	3,000.00	3,000.00	2,400.00
10-500-7-0501-2400-152	Employee Incentive	26,000.00	26,000.00	20,800.00
10-500-7-0501-2400-210	State Retirement	9,976.00	9,976.00	7,816.00
10-500-7-0501-2400-220	Social Security	3,443.00	3,443.00	2,754.00
10-500-7-0501-2500-184	Employee Incentive	18,000.00	18,000.00	800.00
10-500-7-0501-2500-210	State Retirement	3,631.00	3,631.00	3,036.00
10-500-7-0501-2500-220	Social Security	1,377.00	1,377.00	1,178.00
10-500-7-0501-2620-182	Employee Incentive	47,813.00	47,813.00	45,311.00
10-500-7-0501-2620-210	State Retirement	6,184.00	6,184.00	6,895.00
10-500-7-0501-2620-220	Social Security	3,658.00	3,658.00	3,460.00
10-500-7-0501-2690-182	Employee Incentive	11,000.00	11,000.00	8,800.00
10-500-7-0501-2690-210	State Retirement	2,127.00	2,127.00	1,656.00
10-500-7-0501-2690-220	Social Security	842.00	842.00	673.00
10-500-7-0501-2700-115	Employee Incentive	1,000.00	1,000.00	800.00
10-500-7-0501-2700-152	Employee Incentive	1,000.00	1,000.00	800.00
10-500-7-0501-2700-161	Employee Incentive	4,000.00	4,000.00	3,200.00
10-500-7-0501-2700-172	Employee Incentive	37,250.00	37,250.00	30,400.00
10-500-7-0501-2700-210	State Retirement	8,032.00	8,032.00	6,290.00
10-500-7-0501-2700-220	Social Security	3,309.00	3,309.00	2,693.00
10-500-7-0501-3100-115	Employee Incentive	1,000.00	1,000.00	800.00
10-500-7-0501-3100-191	Employee Incentive	51,000.00	51,000.00	41,200.00
10-500-7-0501-3100-210	State Retirement	10,324.00	10,324.00	8,250.00
10-500-7-0501-3100-220	Social Security	3,978.00	3,978.00	3,213.00
10-500-7-0501-3310-197	Employee Incentive	15,938.00	15,938.00	11,450.00
10-500-7-0501-3310-210	State Retirement	464.00	464.00	363.00
10-500-7-0501-3310-220	Social Security	1,219.00	1,219.00	876.00
10-000-7-1205-0000-000	Special Education	10,628,537.00	10,628,537.00	11,510,846.00
10-104-7-1205-1000-131	Teacher Salary	253,270.00	253,270.00	420,240.00
10-108-7-1205-1000-131	Teacher Salary	317,286.00	317,286.00	470,205.00
10-110-7-1205-1000-131	Teacher Salary	223,574.00	223,574.00	361,727.00
10-114-7-1205-1000-131	Teacher Salary	540,048.00	540,048.00	651,637.00
10-116-7-1205-1000-131	Teacher Salary	349,630.00	349,630.00	437,088.00
10-206-7-1205-1000-131	Teacher Salary	347,200.00	347,200.00	194,355.00
10-312-7-1205-1000-131	Teacher Salary	186,019.00	186,019.00	202,720.00
10-314-7-1205-1000-131	Teacher Salary	316,825.00	316,825.00	401,531.00
10-704-7-1205-1000-131	Teacher Salary	818,905.00	818,905.00	606,010.00
10-999-7-1205-1000-131	Teacher Salary	1,351,595.00	1,351,595.00	1,490,031.00
10-999-7-1205-2300-152	Secretary Salary	66,665.00	66,665.00	70,570.00
10-999-7-1205-2300-210	State Retirement	0.00	0.00	14,000.00
10-999-7-1205-2300-220	Social Security	0.00	0.00	5,399.00
10-999-7-1205-2300-240	Group Insurance	0.00	0.00	31,109.00
10-104-7-1205-1000-161	Aide Salary	266,974.00	266,974.00	404,296.00
10-108-7-1205-1000-161	Aide Salary	186,124.00	186,124.00	143,186.00
10-110-7-1205-1000-161	Aide Salary	270,108.00	270,108.00	376,225.00
10-114-7-1205-1000-161	Aide Salary	146,947.00	146,947.00	174,599.00
10-116-7-1205-1000-161	Aide Salary	345,633.00	345,633.00	407,424.00
10-206-7-1205-1000-161	Aide Salary	63,808.00	63,808.00	58,344.00
10-312-7-1205-1000-161	Aide Salary	108,823.00	108,823.00	76,472.00
10-314-7-1205-1000-161	Aide Salary	210,589.00	210,589.00	246,970.00
10-704-7-1205-1000-161	Aide Salary	284,430.00	284,430.00	334,819.00
10-999-7-1205-1000-161	Aide Salary	254,216.00	254,216.00	51,729.00
10-999-7-1205-1000-210	State Retirement	1,387,256.00	1,387,256.00	1,479,928.00
10-999-7-1205-1000-220	Social Security	522,197.00	522,197.00	568,122.00
10-999-7-1205-1000-240	Group Insurance	1,394,665.00	1,394,665.00	1,317,610.00
10-999-7-1205-1000-320	Contracted Services	340,000.00	340,000.00	441,250.00
10-999-7-1205-2200-330	Professional Development	22,250.00	22,250.00	22,250.00

10-999-7-1205-2200-580	Travel/Prof Development	17,750.00	17,750.00	18,500.00
10-999-7-1205-1000-610	Supplies	15,500.00	15,500.00	20,000.00
10-999-7-1205-2200-610	Testing Materials	20,250.00	20,250.00	12,500.00
10-000-7-1210-0000-000	Special Education - Self Contained	369,790.00	369,790.00	426,101.00
10-104-7-1210-1000-131	Teacher Salary	97,484.00	97,484.00	102,348.00
10-110-7-1210-1000-131	Teacher Salary	67,850.00	67,850.00	70,407.00
10-704-7-1210-1000-131	Teacher Salary	64,377.00	64,377.00	98,598.00
10-104-7-1210-1000-210	State Retirement	22,606.00	22,606.00	23,280.00
10-110-7-1210-1000-210	State Retirement	13,720.00	13,720.00	13,992.00
10-704-7-1210-1000-210	State Retirement	14,929.00	14,929.00	22,427.00
10-104-7-1210-1000-220	Social Security	7,422.00	7,422.00	7,754.00
10-110-7-1210-1000-220	Social Security	5,190.00	5,190.00	5,386.00
10-704-7-1210-1000-220	Social Security	4,925.00	4,925.00	7,543.00
10-104-7-1210-1000-240	Group Insurance	20,103.00	20,103.00	21,422.00
10-110-7-1210-1000-240	Group Insurance	29,585.00	29,585.00	31,522.00
10-704-7-1210-1000-240	Group Insurance	21,599.00	21,599.00	21,422.00
10-000-7-1215-0000-000	Special Ed Pre-School	424,217.00	424,217.00	317,719.00
10-112-7-1215-1000-131	Teacher Salary	267,403.00	267,403.00	189,520.00
10-112-7-1215-1000-161	T.A. Salary	0.00	0.00	0.00
10-112-7-1215-1000-210	State Retirement	48,856.00	48,856.00	35,774.00
10-112-7-1215-1000-220	Social Security	20,199.00	20,199.00	13,620.00
10-112-7-1215-1000-240	Group Insurance	87,759.00	87,759.00	78,805.00
10-999-7-1215-2200-330	Professional Development	0.00	0.00	0.00
10-999-7-1215-2200-580	Travel/Prof Development	0.00	0.00	0.00
10-999-7-1215-1000-610	Supplies	0.00	0.00	0.00
10-000-7-1220-0000-000	Special Education - Severe Ext Yr	128,890.00	128,890.00	140,100.00
10-500-7-1220-1000-131	Teacher Salary	76,040.00	76,040.00	38,257.00
10-500-7-1220-1000-161	Aide Salary	0.00	0.00	71,910.00
10-500-7-1220-1000-210	State Retirement	17,634.00	17,634.00	21,505.00
10-500-7-1220-1000-220	Social Security	5,590.00	5,590.00	8,428.00
10-500-7-1220-1000-240	Group Insurance	29,626.00	29,626.00	0.00
10-000-7-1225-0000-000	Special Education - Impact Aid	109,366.00	109,366.00	114,873.00
10-110-7-1225-1000-131	Teacher Salary	68,244.00	68,244.00	71,644.00
10-110-7-1225-1000-210	State Retirement	15,825.00	15,825.00	16,296.00
10-110-7-1225-1000-220	Social Security	4,586.00	4,586.00	4,868.00
10-110-7-1225-1000-240	Group Insurance	20,711.00	20,711.00	22,065.00
10-000-7-1278-0000-000	Special Education - Ext Yr Stipend	70,664.00	70,664.00	42,262.00
10-104-7-1278-1000-131	Teacher Salary	4,280.00	4,280.00	4,019.00
10-108-7-1278-1000-131	Teacher Salary	1,712.00	1,712.00	106.00
10-110-7-1278-1000-131	Teacher Salary	5,243.00	5,243.00	3,173.00
10-114-7-1278-1000-131	Teacher Salary	6,741.00	6,741.00	2,644.00
10-116-7-1278-1000-131	Teacher Salary	7,383.00	7,383.00	952.00
10-206-7-1278-1000-131	Teacher Salary	3,852.00	3,852.00	1,481.00
10-312-7-1278-1000-131	Teacher Salary	5,350.00	5,350.00	4,230.00
10-314-7-1278-1000-131	Teacher Salary	2,247.00	2,247.00	5,288.00
10-500-7-1278-1000-131	Teacher Salary	214.00	214.00	0.00
10-704-7-1278-1000-131	Teacher Salary	13,589.00	13,589.00	10,998.00
10-104-7-1278-1000-210	State Retirement	1,382.00	1,382.00	852.00
10-108-7-1278-1000-210	State Retirement	526.00	526.00	21.00
10-110-7-1278-1000-210	State Retirement	1,661.00	1,661.00	617.00
10-114-7-1278-1000-210	State Retirement	2,111.00	2,111.00	570.00
10-116-7-1278-1000-210	State Retirement	2,322.00	2,322.00	189.00
10-206-7-1278-1000-210	State Retirement	1,316.00	1,316.00	343.00
10-312-7-1278-1000-210	State Retirement	1,681.00	1,681.00	861.00
10-314-7-1278-1000-210	State Retirement	718.00	718.00	1,146.00
10-500-7-1278-1000-210	State Retirement	66.00	66.00	0.00
10-704-7-1278-1000-210	State Retirement	4,424.00	4,424.00	2,272.00
10-104-7-1278-1000-220	Social Security	321.00	321.00	303.00
10-108-7-1278-1000-220	Social Security	131.00	131.00	8.00
10-110-7-1278-1000-220	Social Security	400.00	400.00	242.00
10-114-7-1278-1000-220	Social Security	514.00	514.00	202.00
10-116-7-1278-1000-220	Social Security	560.00	560.00	70.00
10-206-7-1278-1000-220	Social Security	293.00	293.00	113.00
10-312-7-1278-1000-220	Social Security	407.00	407.00	323.00
10-314-7-1278-1000-220	Social Security	171.00	171.00	403.00

10-500-7-1278-1000-220	Social Security	16.00	16.00	0.00
10-704-7-1278-1000-220	Social Security	1,033.00	1,033.00	836.00
10-000-7-1510-0000-000	Summer School	170,370.00	170,370.00	39,848.00
10-500-7-1510-1000-131	Teacher Salary	94,000.00	94,000.00	26,400.00
10-500-7-1510-1000-161	Aide Salary	32,000.00	32,000.00	0.00
10-500-7-1510-1000-210	State Retirement	10,080.00	10,080.00	6,428.00
10-500-7-1510-1000-220	Social Security	30,240.00	30,240.00	2,020.00
10-555-7-1510-2700-172	Driver Salary	0.00	0.00	0.00
10-555-7-1510-2700-210	State Retirement	0.00	0.00	0.00
10-555-7-1510-2700-220	Social Security	0.00	0.00	0.00
10-704-7-1510-1000-131	Teacher Salary	0.00	0.00	0.00
10-704-7-1510-1000-210	State Retirement	0.00	0.00	0.00
10-704-7-1510-1000-220	Social Security	0.00	0.00	0.00
10-500-7-1510-1000-610	Supplies	4,050.00	4,050.00	5,000.00
10-000-7-1609-0000-000	Adult Education	116,035.00	116,035.00	129,766.00
10-999-7-1609-1000-131	Teacher Salary	100,865.00	100,865.00	113,278.00
10-999-7-1609-1000-161	T.A. Salary	0.00	0.00	0.00
10-999-7-1609-1000-210	State Retirement	4,454.00	4,454.00	4,822.00
10-999-7-1609-1000-220	Social Security	7,716.00	7,716.00	8,666.00
10-999-7-1609-1000-240	Group Insurance	0.00	0.00	0.00
10-999-7-1609-1000-320	Contracted Services	0.00	0.00	0.00
10-999-7-1609-2200-330	Professional Development	0.00	0.00	0.00
10-999-7-1609-2200-580	Travel/Prof Development	0.00	0.00	0.00
10-999-7-1609-1000-610	Supplies	1,500.00	1,500.00	1,500.00
10-999-7-1609-1000-640	Textbook/Curriculum	1,500.00	1,500.00	1,500.00
10-999-7-1609-1000-670	Software	0.00	0.00	0.00
10-000-7-2700-0000-000	District Administration	5,446,980.00	5,446,980.00	5,649,697.00
10-500-7-2700-2300-111	Administration Salaries	82,390.00	82,390.00	72,600.00
10-500-7-2700-2300-112	Administration Salaries - Superintendent	265,948.00	265,948.00	254,804.00
10-500-7-2700-2300-113	Administration Salaries - Directors	1,560,154.00	1,560,154.00	1,498,231.00
10-500-7-2700-2300-115	Administrative Salaries--Prof Pers	296,768.00	296,768.00	325,047.00
10-500-7-2700-2300-152	Secretarial Salary	655,195.00	655,195.00	723,299.00
10-500-7-2700-2300-210	State Retirement	624,095.00	624,095.00	616,118.00
10-500-7-2700-2300-220	Social Security	201,712.00	201,712.00	207,701.00
10-500-7-2700-2300-240	Group Insurance	617,657.00	617,657.00	707,704.00
10-500-7-2700-2500-114	Business Administrator	228,677.00	228,677.00	237,819.00
10-500-7-2700-2500-151	Accounting Salaries	242,418.00	242,418.00	241,083.00
10-500-7-2700-2500-210	State Retirement	102,717.00	102,717.00	97,068.00
10-500-7-2700-2500-220	Social Security	32,172.00	32,172.00	32,961.00
10-500-7-2700-2500-240	Group Insurance	76,027.00	76,027.00	62,219.00
10-500-7-2700-2500-736	Technology Software	0.00	0.00	128,343.00
10-500-7-2700-2300-311	Legal Services	75,000.00	75,000.00	62,250.00
10-500-7-2700-2500-312	Auditor Services	68,000.00	68,000.00	70,000.00
10-500-7-2700-2300-313	Public Relations	70,000.00	70,000.00	40,425.00
10-500-7-2700-2300-320	Contracted Services	0.00	0.00	4,500.00
10-500-7-2700-2300-330	Professional Development	39,700.00	39,700.00	39,700.00
10-500-7-2700-2300-530	Postage	10,000.00	10,000.00	10,000.00
10-500-7-2700-2300-550	Subscriptions	8,500.00	8,500.00	9,500.00
10-500-7-2700-2300-580	Travel/Prof Development	39,850.00	39,850.00	42,550.00
10-500-7-2700-2300-584	State Conferences	0.00	0.00	7,500.00
10-500-7-2700-2300-610	Supplies	74,250.00	74,250.00	82,250.00
10-500-7-2700-2300-810	USBA Dues	15,500.00	15,500.00	15,500.00
10-500-7-2700-2300-890	Miscellaneous	25,250.00	25,250.00	35,525.00
30-500-7-2700-2300-730	Equipment	35,000.00	35,000.00	25,000.00
10-000-7-2710-0000-000	Plant Operations	7,727,352.00	7,727,352.00	9,930,092.00
10-500-7-2710-2620-182	Sweeper Salary	545,908.00	545,908.00	506,154.00
10-104-7-2710-2620-182	Custodial Salary	135,588.00	135,588.00	143,018.00
10-108-7-2710-2620-182	Custodial Salary	129,396.00	129,396.00	136,991.00
10-110-7-2710-2620-182	Custodial Salary	139,211.00	139,211.00	125,894.00
10-500-7-2710-2620-182	Custodial Salary	62,784.00	62,784.00	76,825.00
10-114-7-2710-2620-182	Custodial Salary	104,499.00	104,499.00	171,598.00
10-116-7-2710-2620-182	Custodial Salary	137,973.00	137,973.00	145,064.00
10-312-7-2710-2620-182	Custodial Salary	196,320.00	196,320.00	207,268.00
10-314-7-2710-2620-182	Custodial Salary	192,479.00	192,479.00	121,541.00
10-704-7-2710-2620-182	Custodial Salary	711,680.00	711,680.00	660,526.00

10-706-7-2710-2620-182	Custodial Salary			660,526.00
10-820-7-2710-2620-182	Custodial Salary	74,178.00	74,178.00	78,371.00
10-999-7-2710-2690-182	Maintenance Salary	872,731.00	872,731.00	1,073,322.00
10-999-7-2710-2690-210	State Retirement	181,183.00	181,183.00	223,611.00
10-999-7-2710-2690-220	Social Security	65,676.00	65,676.00	81,057.00
10-999-7-2710-2690-240	Group Insurance	263,951.00	263,951.00	337,913.00
10-999-7-2710-2620-182	Sub Custodial Salary	12,646.00	12,646.00	31,206.00
10-999-7-2710-2620-210	State Retirement	421,870.00	421,870.00	601,933.00
10-999-7-2710-2620-220	Social Security	185,318.00	185,318.00	245,401.00
10-999-7-2710-2620-240	Group Insurance	546,232.00	546,232.00	831,564.00
10-104-7-2710-2620-410	Water & Sewer	24,058.00	24,058.00	26,582.00
10-108-7-2710-2620-410	Water & Sewer	22,711.00	22,711.00	21,275.00
10-110-7-2710-2620-410	Water & Sewer	17,543.00	17,543.00	18,230.00
10-114-7-2710-2620-410	Water & Sewer	21,719.00	21,719.00	20,336.00
10-116-7-2710-2620-410	Water & Sewer	13,393.00	13,393.00	12,848.00
10-312-7-2710-2620-410	Water & Sewer	24,561.00	24,561.00	26,152.00
10-314-7-2710-2620-410	Water & Sewer	47,922.00	47,922.00	47,444.00
10-500-7-2710-2620-410	Water & Sewer	9,744.00	9,744.00	12,671.00
10-555-7-2710-2620-410	Water & Sewer	6,608.00	6,608.00	6,867.00
10-704-7-2710-2620-410	Water & Sewer	57,937.00	57,937.00	60,357.00
10-706-7-2710-2620-410	Water & Sewer	0.00	0.00	60,357.00
10-708-7-2710-2620-410	Water & Sewer	3,727.00	3,727.00	3,562.00
10-820-7-2710-2620-410	Water & Sewer	14,283.00	14,283.00	18,995.00
10-999-7-2710-2620-530	Telephone	126,036.00	126,036.00	117,500.00
10-104-7-2710-2620-610	Custodial Supplies	1,000.00	1,000.00	1,000.00
10-108-7-2710-2620-610	Custodial Supplies	1,000.00	1,000.00	1,000.00
10-110-7-2710-2620-610	Custodial Supplies	1,000.00	1,000.00	1,000.00
10-114-7-2710-2620-610	Custodial Supplies	1,000.00	1,000.00	1,000.00
10-116-7-2710-2620-610	Custodial Supplies	1,000.00	1,000.00	1,000.00
10-312-7-2710-2620-610	Custodial Supplies	1,000.00	1,000.00	1,000.00
10-314-7-2710-2620-610	Custodial Supplies	1,000.00	1,000.00	1,000.00
10-500-7-2710-2620-610	Custodial Supplies	206,011.00	206,011.00	224,043.00
10-704-7-2710-2620-610	Custodial Supplies	1,000.00	1,000.00	1,000.00
10-104-7-2710-2620-621	Natural Gas	41,574.00	41,574.00	23,890.00
10-108-7-2710-2620-621	Natural Gas	24,937.00	24,937.00	16,346.00
10-110-7-2710-2620-621	Natural Gas	26,238.00	26,238.00	15,704.00
10-114-7-2710-2620-621	Natural Gas	35,648.00	35,648.00	24,153.00
10-116-7-2710-2620-621	Natural Gas	32,033.00	32,033.00	20,518.00
10-312-7-2710-2620-621	Natural Gas	28,178.00	28,178.00	15,346.00
10-314-7-2710-2620-621	Natural Gas	48,317.00	48,317.00	35,802.00
10-500-7-2710-2620-621	Natural Gas	12,841.00	12,841.00	9,269.00
10-555-7-2710-2620-621	Natural Gas	18,595.00	18,595.00	10,371.00
10-704-7-2710-2620-621	Natural Gas	175,463.00	175,463.00	115,747.00
10-706-7-2710-2620-621	Natural Gas	0.00	0.00	115,747.00
10-708-7-2710-2620-621	Natural Gas	2,939.00	2,939.00	1,958.00
10-820-7-2710-2620-621	Natural Gas	54,474.00	54,474.00	46,760.00
10-104-7-2710-2620-622	Electricity	60,163.00	60,163.00	70,662.00
10-108-7-2710-2620-622	Electricity	74,207.00	74,207.00	69,527.00
10-110-7-2710-2620-622	Electricity	64,544.00	64,544.00	71,514.00
10-114-7-2710-2620-622	Electricity	51,751.00	51,751.00	50,278.00
10-116-7-2710-2620-622	Electricity	50,427.00	50,427.00	51,933.00
10-312-7-2710-2620-622	Electricity	114,656.00	114,656.00	115,189.00
10-314-7-2710-2620-622	Electricity	83,245.00	83,245.00	84,188.00
10-500-7-2710-2620-622	Electricity	39,336.00	39,336.00	41,748.00
10-555-7-2710-2620-622	Electricity	42,510.00	42,510.00	7,430.00
10-704-7-2710-2620-622	Electricity	425,660.00	425,660.00	486,548.00
10-706-7-2710-2620-622	Electricity	0.00	0.00	486,547.00
10-708-7-2710-2620-622	Electricity	4,461.00	4,461.00	7,115.00
10-820-7-2710-2620-622	Electricity	114,689.00	114,689.00	139,300.00
10-999-7-2710-2620-330	Professional Development	2,250.00	2,250.00	2,250.00
10-999-7-2710-2620-580	Travel/Prof Development	0.00	0.00	1,250.00
30-999-7-2710-2690-610	Supplies	514,340.00	514,340.00	589,000.00
30-999-7-2710-2690-730	Equipment	0.00	0.00	59,000.00
31-000-7-2760-0000-000	Debt Service	14,038,825.00	14,038,825.00	14,043,075.00
31-999-7-2760-5100-830	Interest on Bonds	1,320,050.00	1,320,050.00	1,180,800.00

31-999-7-2760-5100-840	Bond Retirement	2,785,000.00	2,785,000.00	2,925,000.00
31-999-7-2760-5100-890	Other Debt Service	11,000.00	11,000.00	12,500.00
30-999-7-2760-5100-830	Interest on Bonds	7,662,775.00	7,662,775.00	7,549,775.00
30-999-7-2760-5100-840	Redemption of Princi	2,260,000.00	2,260,000.00	2,375,000.00
10-000-7-3500-0000-000	Professional Development	1,902,915.00	1,902,915.00	2,092,923.00
10-999-7-3500-2200-131	Digital Conversion Specialists	1,044,246.00	1,044,246.00	1,099,477.00
10-999-7-3500-2200-131	Professional Development Salary	104,250.00	104,250.00	0.00
10-999-7-3500-2200-210	State Retirement	230,989.00	230,989.00	207,146.00
10-999-7-3500-2200-220	Social Security	79,107.00	79,107.00	72,099.00
10-999-7-3500-2200-240	Group Insurance	249,923.00	249,923.00	263,426.00
10-999-7-3500-2200-320	Contracted Services	50,000.00	50,000.00	120,375.00
10-999-7-3500-2200-330	Professional Development	113,700.00	113,700.00	183,600.00
10-999-7-3500-2200-580	Travel/Prof Development	12,500.00	12,500.00	94,000.00
10-999-7-3500-2200-610	Supplies	18,200.00	18,200.00	52,800.00
10-000-7-3710-0000-000	Pool	826,089.00	826,089.00	1,042,228.00
10-820-7-3710-3310-197	Salaries	553,285.00	553,285.00	717,652.00
10-820-7-3710-3310-210	State Retirement	39,775.00	39,775.00	75,071.00
10-820-7-3710-3310-220	Social Security	42,252.00	42,252.00	54,835.00
10-820-7-3710-3310-240	Group Insurance	76,027.00	76,027.00	93,670.00
10-820-7-3710-3310-330	Professional Development	2,500.00	2,500.00	2,500.00
10-820-7-3710-3310-580	Travel/Prof Development	0.00	0.00	0.00
10-820-7-3710-3310-610	Pool Supplies	112,250.00	112,250.00	98,500.00
10-000-7-3800-0000-000	Child Care	0.00	0.00	290,668.00
10-500-7-3800-3390-131	Certificated Salary	0.00	0.00	95,000.00
10-500-7-3800-3390-161	Aide Salary	0.00	0.00	100,000.00
10-500-7-3800-3390-210	State Retirement	0.00	0.00	46,800.00
10-500-7-3800-3390-220	Social Security	0.00	0.00	14,917.00
10-500-7-3800-3390-240	Group Insurance	0.00	0.00	31,451.00
10-500-7-3800-3390-610	Supplies	0.00	0.00	2,500.00
10-000-7-5023-0000-000	Comprehensive Guidance	2,771,384.00	2,771,384.00	3,031,038.00
10-500-7-5023-2100-142	Certificated Salary	1,753,158.00	1,753,158.00	1,853,774.00
10-500-7-5023-2100-210	State Retirement	366,782.00	366,782.00	474,796.00
10-500-7-5023-2100-220	Social Security	132,900.00	132,900.00	139,947.00
10-500-7-5023-2100-240	Group Insurance	455,671.00	455,671.00	515,171.00
10-500-7-5023-2100-330	Professional Development	7,200.00	7,200.00	7,200.00
10-500-7-5023-2100-580	Travel/Prof Development	25,517.00	25,517.00	10,000.00
10-500-7-5023-2100-610	Supplies	30,156.00	30,156.00	30,150.00
10-000-7-5053-0000-000	On-line School	4,586,143.00	4,586,143.00	4,285,735.00
10-206-7-5053-1000-131	Certificated Salary	486,346.00	486,346.00	671,757.00
10-206-7-5053-1000-161	Aide Salary	16,184.00	16,184.00	20,318.00
10-206-7-5053-1000-210	State Retirement	105,840.00	105,840.00	148,405.00
10-206-7-5053-1000-220	Social Security	37,557.00	37,557.00	52,729.00
10-206-7-5053-1000-240	Group Insurance	123,126.00	123,126.00	172,426.00
10-206-7-5053-1000-320	Contracted Services	3,717,090.00	3,717,090.00	3,125,000.00
10-206-7-5053-1000-530	Postage	7,450.00	7,450.00	9,500.00
10-206-7-5053-2200-580	Travel/Prof Development	15,000.00	15,000.00	7,850.00
10-206-7-5053-1000-610	Supplies	77,550.00	77,550.00	77,750.00
10-206-7-5053-1000-640	Textbook/Curriculum	0.00	0.00	0.00
10-206-7-5053-1000-730	Equipment	0.00	0.00	0.00
10-000-7-5204-0000-000	Early Literacy Program	0.00	0.00	360,863.00
10-500-7-5204-1000-161	Aide Salary	0.00	0.00	273,381.00
10-500-7-5204-1000-210	State Retirement	0.00	0.00	65,569.00
10-500-7-5204-1000-220	Social Security	0.00	0.00	20,913.00
10-500-7-5204-1000-610	Supplies	0.00	0.00	1,000.00
10-000-7-5315-0000-000	Transportation	3,361,244.00	3,361,244.00	4,360,753.00
10-555-7-5315-2700-171	Office Salary	166,803.00	166,803.00	170,946.00
10-555-7-5315-2700-172	Bus Driver Salary	1,016,381.00	1,016,381.00	1,154,741.00
10-555-7-5315-2700-173	Mechanic Salary	291,983.00	291,983.00	307,108.00
10-555-7-5315-2700-174	Other Transportation Salaries	214,725.00	214,725.00	453,739.00
10-555-7-5315-2700-210	State Retirement	334,324.00	334,324.00	396,224.00
10-555-7-5315-2700-220	Social Security	125,846.00	125,846.00	152,560.00
10-555-7-5315-2700-240	Group Insurance	223,526.00	223,526.00	346,523.00
10-555-7-5315-2700-514	In Lieu of Transportation	5,000.00	5,000.00	2,750.00
10-555-7-5315-2700-521	Vehicle Insurance	29,130.00	29,130.00	41,750.00
10-555-7-5315-2700-330	Professional Development	1,250.00	1,250.00	1,250.00

10-555-7-5315-2700-610	Supplies	21,750.00	21,750.00	17,575.00
10-555-7-5315-2700-620	Utilities	0.00	0.00	39,653.00
10-555-7-5315-2700-626	Gasoline	230,120.00	230,120.00	365,796.00
10-555-7-5315-2700-681	Oil & Lube	21,380.00	21,380.00	23,126.00
10-555-7-5315-2700-682	Tires	75,375.00	75,375.00	73,689.00
10-555-7-5315-2700-683	Repair Parts for Buses/Vehicles	135,077.00	135,077.00	268,791.00
10-555-7-5315-2700-684	Repair Parts for Garage Equipment	16,738.00	16,738.00	35,413.00
10-555-7-5315-2700-890	Meal/Travel Reimbursement	7,461.00	7,461.00	7,360.00
30-555-7-5315-2700-732	Bus Replacement	401,125.00	401,125.00	450,000.00
10-555-7-5315-2700-730	Garage Equipment	43,250.00	43,250.00	51,759.00
10-000-7-5331-0000-000	Gifted and Talented	309,055.00	309,055.00	321,998.00
10-500-7-5331-1000-131	Certificated Salary	189,781.00	189,781.00	199,390.00
10-500-7-5331-1000-161	Aide Salary	0.00	0.00	0.00
10-500-7-5331-1000-210	State Retirement	44,010.00	44,010.00	45,352.00
10-500-7-5331-1000-220	Social Security	13,592.00	13,592.00	14,212.00
10-500-7-5331-1000-240	Group Insurance	59,172.00	59,172.00	63,044.00
10-500-7-5331-1000-610	Supplies	2,500.00	2,500.00	0.00
10-000-7-5333-0000-000	Concurrent Enrollment	218,094.00	218,094.00	231,578.00
10-500-7-5333-1000-131	Certificated Salary	112,734.00	112,734.00	119,216.00
10-500-7-5333-1000-210	State Retirement	26,144.00	26,144.00	27,662.00
10-500-7-5333-1000-220	Social Security	8,485.00	8,485.00	8,973.00
10-500-7-5333-1000-240	Group Insurance	53,081.00	53,081.00	57,327.00
10-500-7-5333-2200-330	Professional Development	0.00	0.00	0.00
10-500-7-5333-2200-580	Travel/Prof Development	0.00	0.00	0.00
10-500-7-5333-1000-610	Supplies	12,400.00	12,400.00	12,400.00
10-500-7-5333-1000-640	Textbook/Curriculum	5,250.00	5,250.00	6,000.00
10-500-7-5333-1000-720	Equipment	0.00	0.00	0.00
10-000-7-5344-0000-000	Students At-Risk	903,329.00	903,329.00	1,605,527.00
10-999-7-5344-1000-131	Certificated Salary	569,103.00	569,103.00	1,016,961.00
10-999-7-5344-1000-161	ELL Aides	9,425.00	9,425.00	8,497.00
10-999-7-5344-1000-210	State Retirement	129,839.00	129,839.00	233,072.00
10-999-7-5344-1000-220	Social Security	43,322.00	43,322.00	77,266.00
10-999-7-5344-1000-240	Group Insurance	151,640.00	151,640.00	269,731.00
10-999-7-5344-1000-320	Purchased Services	0.00	0.00	0.00
10-999-7-5344-1000-610	Supplies	0.00	0.00	0.00
10-000-7-5368-0000-000	School Nurse Program	990,185.00	990,185.00	1,199,514.00
10-999-7-5368-2100-143	Certificated Salary	677,303.00	677,303.00	814,275.00
10-999-7-5368-2100-210	State Retirement	134,577.00	134,577.00	164,761.00
10-999-7-5368-2100-220	Social Security	51,685.00	51,685.00	62,112.00
10-999-7-5368-2100-240	Group Insurance	97,790.00	97,790.00	134,616.00
10-999-7-5368-2100-320	Contracted Services	0.00	0.00	1,000.00
10-999-7-5368-2100-330	Travel/Prof Development	1,250.00	1,250.00	1,250.00
10-999-7-5368-2100-610	Supplies	27,580.00	27,580.00	21,500.00
10-000-7-5370-0000-000	Quality Teaching	1,678,948.00	1,678,948.00	1,813,499.00
10-999-7-5370-1000-131	Certificated Salary	1,305,928.00	1,305,928.00	1,413,484.00
10-999-7-5370-1000-210	State Retirement	274,912.00	274,912.00	293,552.00
10-999-7-5370-1000-220	Social Security	98,108.00	98,108.00	106,463.00
10-000-7-5420-0000-000	Trust Land	1,507,263.00	1,507,263.00	1,782,951.00
10-104-7-5420-1000-131	Salaries - Teachers	0.00	0.00	2,644.00
10-104-7-5420-1000-161	Salaries - Aides	65,101.00	65,101.00	69,566.00
10-108-7-5420-1000-131	Salaries - Teachers	32,636.00	32,636.00	35,204.00
10-108-7-5420-1000-161	Salaries - Aides	0.00	0.00	0.00
10-110-7-5420-1000-131	Salaries - Teachers	15,250.00	15,250.00	16,127.00
10-110-7-5420-1000-161	Salaries - Aides	48,178.00	48,178.00	55,430.00
10-114-7-5420-1000-131	Salaries - Teachers	0.00	0.00	15,742.00
10-114-7-5420-1000-161	Salaries - Aides	47,871.00	47,871.00	84,795.00
10-116-7-5420-1000-131	Salaries - Teachers	64,283.00	64,283.00	76,511.00
10-116-7-5420-1000-161	Salaries - Aides	0.00	0.00	0.00
10-206-7-5420-1000-131	Salaries - Teachers	86,983.00	86,983.00	76,985.00
10-206-7-5420-1000-161	Salaries - Aides	88,904.00	88,904.00	117,745.00
10-312-7-5420-1000-131	Salaries - Teachers	32,251.00	32,251.00	32,662.00
10-312-7-5420-1000-161	Salaries - Aides	31,779.00	31,779.00	60,871.00
10-314-7-5420-1000-131	Salaries - Teachers	84,521.00	84,521.00	65,046.00
10-314-7-5420-1000-161	Salaries - Aides	58,698.00	58,698.00	58,879.00
10-704-7-5420-1000-131	Salaries - Teachers	195,227.00	195,227.00	150,000.00

10-704-7-5420-1000-161	Salaries - Aides	16,283.00	16,283.00	0.00
10-706-7-5420-1000-131	Salaries - Teachers			95,000.00
10-706-7-5420-1000-161	Salaries - Aides			35,700.00
10-500-7-5420-1000-210	State Retirement	162,560.00	162,560.00	170,137.00
10-500-7-5420-1000-220	Social Security	81,173.00	81,173.00	72,784.00
10-500-7-5420-1000-240	Group Insurance	154,412.00	154,412.00	181,764.00
10-500-7-5420-1000-320	Contracted Services	15,000.00	15,000.00	181,178.00
10-500-7-5420-2200-330	Professional Development	0.00	0.00	0.00
10-500-7-5420-2200-580	Travel/Prof Development	134,112.00	134,112.00	89,243.00
10-500-7-5420-1000-610	Supplies/Materials	31,255.00	31,255.00	6,000.00
10-500-7-5420-1000-640	Textbook/Curriculum	45,896.00	45,896.00	17,938.00
10-500-7-5420-1000-670	Software	14,890.00	14,890.00	15,000.00
10-500-7-5420-1000-730	Equipment	0.00	0.00	0.00
10-000-7-5610-0000-000	Drivers Education - Behind the Wheel	264,039.00	264,039.00	205,310.00
10-704-7-5610-1000-131	Certificated Salary	193,115.00	193,115.00	148,735.00
10-704-7-5610-1000-210	State Retirement	43,795.00	43,795.00	32,809.00
10-704-7-5610-1000-220	Social Security	14,629.00	14,629.00	11,266.00
10-704-7-5610-1000-240	Group Insurance	0.00	0.00	0.00
10-704-7-5610-1000-320	Contracted Services	0.00	0.00	0.00
10-704-7-5610-1000-610	Supplies	12,500.00	12,500.00	12,500.00
10-999-7-5610-1000-730	Vehicle Purchase	0.00	0.00	0.00
10-000-7-5637-0000-000	Dual Immersion	21,329.00	21,329.00	77,645.00
10-999-7-5637-1000-131	Salaries	14,124.00	14,124.00	14,690.00
10-999-7-5637-1000-210	State Retirement	3,275.00	3,275.00	3,525.00
10-999-7-5637-1000-220	Social Security	1,080.00	1,080.00	1,123.00
10-999-7-5637-1000-240	Group Insurance	0.00	0.00	0.00
10-999-7-5637-1000-320	Contracted Services	0.00	0.00	0.00
10-999-7-5637-2200-330	Professional Development	1,200.00	1,200.00	1,200.00
10-999-7-5637-2200-580	Travel/Prof Development	0.00	0.00	0.00
10-999-7-5637-1000-610	Supplies	1,650.00	1,650.00	0.00
10-999-7-5637-1000-640	Textbook/Curriculum	0.00	0.00	57,107.00
10-000-7-5644-0000-000	State Professional Development (STEM En	11,025.00	11,025.00	9,130.00
10-500-7-5644-1000-131	Teacher Salary	0.00	0.00	0.00
10-500-7-5644-1000-210	State Retirement	0.00	0.00	0.00
10-500-7-5644-1000-220	Social Security	0.00	0.00	0.00
10-500-7-5644-2200-330	Professional Development	11,025.00	11,025.00	0.00
10-500-7-5644-2200-580	Travel/Prof Development	0.00	0.00	9,130.00
10-000-7-5651-0000-000	Educator Professional Time	1,003,437.00	1,003,437.00	1,031,832.00
10-500-7-5651-1000-131	Teacher Salary	782,196.00	782,196.00	802,472.00
10-500-7-5651-1000-210	State Retirement	162,337.00	162,337.00	168,834.00
10-500-7-5651-1000-220	Social Security	58,904.00	58,904.00	60,526.00
10-500-7-5651-1000-240	Group Insurance	0.00	0.00	0.00
10-000-7-5652-0000-000	Teen Center Grant Program	24,342.00	24,342.00	16,450.00
10-500-7-5652-1000-131	Teacher Salary	0.00	0.00	3,000.00
10-500-7-5652-1000-161	Aide Salary	11,000.00	11,000.00	0.00
10-500-7-5652-1000-210	State Retirement	0.00	0.00	720.00
10-500-7-5652-1000-220	Social Security	842.00	842.00	230.00
10-500-7-5652-1000-610	Supplies	12,500.00	12,500.00	12,500.00
10-000-7-5655-0000-000	Digital Teaching & Learning Grant	272,044.00	272,044.00	0.00
10-500-7-5655-1000-131	DTL Salary	6,000.00	6,000.00	0.00
10-500-7-5655-1000-210	State Retirement	1,461.00	1,461.00	0.00
10-500-7-5655-1000-220	Social Security	459.00	459.00	0.00
10-500-7-5655-1000-320	Contracted Services	0.00	0.00	0.00
10-500-7-5655-2200-580	Travel/Prof Development	98,874.00	98,874.00	0.00
10-500-7-5655-1000-610	Supplies	165,250.00	165,250.00	0.00
10-000-7-5659-0000-000	School-based ESP Stipends	400,042.00	400,042.00	0.00
10-500-7-5659-1000-152	ESP Salary	315,000.00	315,000.00	0.00
10-500-7-5659-1000-161	ESP Salary	0.00	0.00	0.00
10-500-7-5659-1000-172	ESP Salary	0.00	0.00	0.00
10-500-7-5659-1000-182	ESP Salary	0.00	0.00	0.00
10-500-7-5659-1000-184	ESP Salary	0.00	0.00	0.00
10-500-7-5659-1000-191	ESP Salary	0.00	0.00	0.00
10-500-7-5659-1000-197	ESP Salary	0.00	0.00	0.00
10-500-7-5659-1000-210	State Retirement	58,884.00	58,884.00	0.00
10-500-7-5659-1000-220	Social Security	26,158.00	26,158.00	0.00

10-000-7-5665-0000-000	Grow Your Own Teacher/Counselor	60,000.00	60,000.00	141,031.00
10-500-7-5665-1000-131	GYO Salary	0.00	0.00	7,767.00
10-500-7-5665-1000-210	State Retirement	0.00	0.00	0.00
10-500-7-5665-1000-220	Social Security	0.00	0.00	594.00
10-500-7-5665-2200-330	Professional Development	0.00	0.00	132,670.00
10-500-7-5665-1000-610	Supplies	60,000.00	60,000.00	0.00
10-000-7-5673-0000-000	Positive Behavior	36,000.00	36,000.00	36,000.00
10-500-7-5673-1000-131	Teacher Salary	20,454.00	20,454.00	20,454.00
10-500-7-5673-1000-210	State Retirement	4,981.00	4,981.00	4,981.00
10-500-7-5673-1000-220	Social Security	1,565.00	1,565.00	1,565.00
10-500-7-5673-1000-610	Supplies	9,000.00	9,000.00	9,000.00
10-000-7-5673-0000-000	Computer Science	0.00	0.00	30,114.00
10-500-7-5677-1000-131	Teacher Salary	0.00	0.00	23,647.00
10-500-7-5677-1000-210	State Retirement	0.00	0.00	4,658.00
10-500-7-5677-1000-220	Social Security	0.00	0.00	1,809.00
10-000-7-5678-0000-000	Teacher/Student Success Program	2,765,817.00	2,765,817.00	2,706,376.00
10-104-7-5678-1000-131	Salaries - Teachers	37,796.00	37,796.00	33,263.00
10-104-7-5678-1000-161	Salaries - Aides	0.00	0.00	6,946.00
10-108-7-5678-1000-131	Salaries - Teachers	73,328.00	73,328.00	35,090.00
10-108-7-5678-1000-161	Salaries - Aides	8,107.00	8,107.00	28,936.00
10-110-7-5678-1000-131	Salaries - Teachers	68,963.00	68,963.00	57,807.00
10-110-7-5678-1000-161	Salaries - Aides	0.00	0.00	0.00
10-114-7-5678-1000-131	Salaries - Teachers	32,802.00	32,802.00	18,221.00
10-114-7-5678-1000-161	Salaries - Aides	44,357.00	44,357.00	76,711.00
10-116-7-5678-1000-131	Salaries - Teachers	47,040.00	47,040.00	24,731.00
10-116-7-5678-1000-161	Salaries - Aides	25,410.00	25,410.00	57,021.00
10-206-7-5678-1000-131	Salaries - Teachers	240,521.00	240,521.00	157,960.00
10-206-7-5678-1000-161	Salaries - Aides	0.00	0.00	21,762.00
10-312-7-5678-1000-131	Salaries - Teachers	10,949.00	10,949.00	22,616.00
10-312-7-5678-1000-161	Salaries - Aides	26,932.00	26,932.00	38,808.00
10-314-7-5678-1000-131	Salaries - Teachers	105,349.00	105,349.00	40,628.00
10-314-7-5678-1000-161	Salaries - Aides	0.00	0.00	22,216.00
10-704-7-5678-1000-131	Salaries - Teachers	235,440.00	235,440.00	189,079.00
10-704-7-5678-1000-161	Salaries - Aides	23,205.00	23,205.00	12,635.00
10-706-7-5678-1000-131	Salaries - Teachers			189,079.00
10-706-7-5678-1000-161	Salaries - Aides			12,635.00
10-999-7-5678-1000-131	Salaries - 25% District	523,829.00	523,829.00	513,934.00
10-999-7-5678-1000-210	State Retirement on 25%	115,242.00	115,242.00	123,344.00
10-999-7-5678-1000-220	Social Security on 25%	52,383.00	52,383.00	39,316.00
10-500-7-5678-1000-210	State Retirement	263,190.00	263,190.00	178,812.00
10-500-7-5678-1000-220	Social Security	89,746.00	89,746.00	94,522.00
10-500-7-5678-1000-240	Group Insurance	43,968.00	43,968.00	64,499.00
10-500-7-5678-1000-320	Contracted Services	0.00	0.00	20,000.00
10-500-7-5678-2200-330	Professional Development	0.00	0.00	0.00
10-500-7-5678-2200-580	Travel/Prof Development	300,895.00	300,895.00	198,963.00
10-500-7-5678-1000-610	Supplies/Materials	317,700.00	317,700.00	314,442.00
10-500-7-5678-1000-640	Textbook/Curriculum	36,840.00	36,840.00	26,000.00
10-500-7-5678-1000-670	Software	41,825.00	41,825.00	86,400.00
10-500-7-5678-1000-730	Equipment	0.00	0.00	0.00
10-000-7-5679-0000-000	Student Health/Counseling Support	373,899.00	373,899.00	283,454.00
10-500-7-5679-2100-144	Salaries	259,051.00	259,051.00	192,721.00
10-500-7-5679-2100-210	State Retirement	56,571.00	56,571.00	36,032.00
10-500-7-5679-2100-220	Social Security	19,732.00	19,732.00	14,411.00
10-500-7-5679-2100-240	Group Insurance	38,545.00	38,545.00	40,290.00
10-500-7-5679-2100-320	Contracted Services	0.00	0.00	0.00
10-500-7-5679-2100-330	Professional Development	0.00	0.00	0.00
10-500-7-5679-2100-580	Travel/Prof Development	0.00	0.00	0.00
10-500-7-5679-2100-610	Supplies	0.00	0.00	0.00
10-000-7-5807-0000-000	S-SHiNE	370,295.00	370,295.00	337,224.00
10-500-7-5807-1000-131	Salaries	284,744.00	284,744.00	256,152.00
10-500-7-5807-1000-210	State Retirement	63,760.00	63,760.00	61,476.00
10-500-7-5807-1000-220	Social Security	21,791.00	21,791.00	19,596.00
10-000-7-5862-0000-000	Instructional Technology	8,758,158.00	8,758,158.00	8,264,077.00
10-500-7-5862-2500-184	Salaries	1,775,864.00	1,775,864.00	1,933,889.00
10-500-7-5862-2500-210	State Retirement	374,594.00	374,594.00	401,907.00

10-500-7-5862-2500-220	Social Security	133,337.00	133,337.00	145,122.00
10-500-7-5862-2500-240	Group Insurance	421,335.00	421,335.00	480,444.00
10-500-7-5862-2500-320	Contracted Services	5,500.00	5,500.00	3,500.00
10-500-7-5862-2500-330	Professional Development	18,700.00	18,700.00	18,700.00
10-500-7-5862-2500-580	Travel/Prof Development	18,700.00	18,700.00	18,700.00
10-500-7-5862-2500-650	Supplies	0.00	0.00	0.00
30-500-7-5862-2500-650	Supplies	5,925,128.00	5,925,128.00	3,233,245.00
30-500-7-5862-2500-730	Equipment	85,000.00	85,000.00	2,028,570.00
10-000-7-5868-0000-000	Teacher Supplies	148,814.00	148,814.00	149,888.00
10-500-7-5868-1000-610	Supplies	148,814.00	148,814.00	149,888.00
10-000-7-5876-0000-000	Educator Salary Adjustments	6,411,296.00	6,411,296.00	6,610,145.00
10-500-7-5876-1000-131	Legislative Pay Increase	4,959,102.00	4,959,102.00	5,157,830.00
10-500-7-5876-1000-210	State Retirement	1,072,978.00	1,072,978.00	1,063,325.00
10-500-7-5876-1000-220	Social Security	379,216.00	379,216.00	388,990.00
10-500-7-5876-1000-240	Group Insurance	0.00	0.00	0.00
10-000-7-5901-0000-000	Career College Awareness	0.00	0.00	18,100.00
10-500-7-5901-1000-131	CCA Salaries	0.00	0.00	0.00
10-500-7-5901-1000-210	State Retirement	0.00	0.00	0.00
10-500-7-5901-1000-220	Social Security	0.00	0.00	0.00
10-500-7-5901-2200-330	Professional Development	0.00	0.00	0.00
10-500-7-5901-2200-580	Travel/Prof Development	0.00	0.00	0.00
10-500-7-5901-1000-610	Supplies	0.00	0.00	18,100.00
10-000-7-5902-0000-000	Work Based Learning	107,541.00	107,541.00	151,910.00
10-704-7-5902-1000-131	WBL Salaries	66,292.00	66,292.00	91,500.00
10-704-7-5902-1000-210	State Retirement	15,373.00	15,373.00	21,960.00
10-704-7-5902-1000-220	Social Security	4,941.00	4,941.00	7,000.00
10-704-7-5902-1000-240	Group Insurance	20,935.00	20,935.00	31,450.00
10-704-7-5902-2200-330	Professional Development	0.00	0.00	0.00
10-704-7-5902-2200-580	Travel/Prof Development	0.00	0.00	0.00
10-704-7-5902-1000-610	Supplies	0.00	0.00	0.00
10-000-7-5903-0000-000	School Counseling	125,592.00	125,592.00	122,467.00
10-500-7-5903-2100-142	Counseling Salaries	80,250.00	80,250.00	83,843.00
10-500-7-5903-2100-210	State Retirement	16,226.00	16,226.00	16,480.00
10-500-7-5903-2100-220	Social Security	6,106.00	6,106.00	6,383.00
10-500-7-5903-2100-240	Group Insurance	23,010.00	23,010.00	15,761.00
26-000-7-5910-0000-000	Charter Levy Program	610,025.00	925,000.00	1,272,840.00
26-500-7-5910-3390-872	Charter Levy	610,025.00	925,000.00	1,272,840.00
10-000-7-5914-2670-000	School Safety	214,008.00	214,008.00	27,901.00
10-500-7-5914-2670-181	Salaries	21,477.00	21,477.00	21,631.00
10-500-7-5914-2670-210	State Retirement	4,697.00	4,697.00	4,633.00
10-500-7-5914-2670-220	Social Security	1,628.00	1,628.00	1,637.00
10-500-7-5914-2670-240	Group Insurance	0.00	0.00	0.00
10-500-7-5914-2670-610	Supplies	186,206.00	186,206.00	0.00
10-000-7-6000-0000-000	Career & Technical Education	3,623,421.00	3,623,421.00	4,347,442.00
10-000-7-6015-0000-000	CTE - Administration			
10-704/706-7-6015-1000-131	Certificated Salary	152,760.00	152,760.00	163,984.00
10-704/706-7-6015-2300-152	Secretary Salary	0.00	0.00	0.00
10-704/706-7-6015-1000-210	State Retirement	30,820.00	30,820.00	39,930.00
10-704/706-7-6015-1000-220	Social Security	11,462.00	11,462.00	12,545.00
10-704/706-7-6015-1000-240	Group Insurance	30,404.00	30,404.00	31,451.00
10-704/706-7-6015-1000-320	Contracted Services	0.00	0.00	0.00
10-704/706-7-6015-1000-410	Property Services	13,085.00	13,085.00	13,085.00
10-704/706-7-6015-2200-330	Professional Development	2,800.00	2,800.00	1,000.00
10-704/706-7-6015-2200-580	Travel/Prof Development	49,000.00	49,000.00	49,000.00
10-704/706-7-6015-1000-610	Supplies	101,410.00	101,410.00	85,110.00
10-704/706-7-6015-1000-730	Equipment	0.00	0.00	0.00
10-000-7-6100-0000-000	CTE - Agricultural, Food, & Natural Resources			
10-704/706-7-6100-1000-131	Certificated Salary	614,349.00	614,349.00	737,768.00
10-704/706-7-6100-1000-161	Student Stipends Ideal Farms	6,314.00	6,314.00	7,000.00
10-704/706-7-6100-1000-210	State Retirement	136,778.00	136,778.00	179,648.00
10-704/706-7-6100-1000-220	Social Security	46,455.00	46,455.00	56,438.00
10-704/706-7-6100-1000-240	Group Insurance	150,043.00	150,043.00	173,671.00
10-704/706-7-6100-2200-330	Professional Development	1,200.00	1,200.00	1,000.00
10-704/706-7-6100-2200-580	Travel/Prof Development	9,400.00	9,400.00	18,300.00
10-704/706-7-6100-1000-610	Supplies	62,000.00	62,000.00	79,100.00

10-704/706-7-6100-1000-730	Equipment	0.00	0.00	0.00
10-000-7-6200-0000-000	CTE - Teaching as a Profession			
10-704/706-7-6200-1000-131	Certificated Salary	31,417.00	31,417.00	76,476.00
10-704/706-7-6200-1000-210	State Retirement	7,285.00	7,285.00	18,623.00
10-704/706-7-6200-1000-220	Social Security	2,328.00	2,328.00	5,850.00
10-704/706-7-6200-1000-240	Group Insurance	9,905.00	9,905.00	18,345.00
10-704/706-7-6200-2200-330	Professional Development	1,200.00	1,200.00	1,500.00
10-704/706-7-6200-2200-580	Travel/Prof Development	0.00	0.00	0.00
10-704/706-7-6200-1000-610	Supplies	1,200.00	1,200.00	2,345.00
10-000-7-6300-0000-000	CTE - Health Science & Human Services			
10-704/706-7-6300-1000-131	Certificated Salary	134,828.00	134,828.00	213,067.00
10-704/706-7-6300-1000-210	State Retirement	28,582.00	28,582.00	51,882.00
10-704/706-7-6300-1000-220	Social Security	10,083.00	10,083.00	16,300.00
10-704/706-7-6300-1000-240	Group Insurance	42,914.00	42,914.00	60,720.00
10-704/706-7-6300-2200-330	Professional Development	1,400.00	1,400.00	1,000.00
10-704/706-7-6300-2200-580	Travel/Prof Development	2,500.00	2,500.00	5,900.00
10-704/706-7-6300-1000-610	Supplies	12,474.00	12,474.00	17,725.00
10-704/706-7-6300-1000-730	Equipment	0.00	0.00	0.00
10-000-7-6400-0000-000	CTE - Audio/Visual Tech & Communications			
10-704/706-7-6400-1000-131	Certificated Salary	284,416.00	284,416.00	289,480.00
10-704/706-7-6400-1000-210	State Retirement	61,180.00	61,180.00	70,489.00
10-704/706-7-6400-1000-220	Social Security	20,956.00	20,956.00	22,144.00
10-704/706-7-6400-1000-240	Group Insurance	80,236.00	80,236.00	104,839.00
10-704/706-7-6400-2200-330	Professional Development	2,200.00	2,200.00	1,100.00
10-704/706-7-6400-2200-580	Travel/Prof Development	5,800.00	5,800.00	12,500.00
10-704/706-7-6400-1000-610	Supplies	55,595.00	55,595.00	20,275.00
10-704/706-7-6400-1000-730	Equipment	0.00	0.00	0.00
10-000-7-6500-0000-000	CTE - Business, Marketing, Hospitality, & Tourism			
10-704/706-7-6500-1000-131	Certificated Salary	318,651.00	318,651.00	402,530.00
10-704/706-7-6500-1000-210	State Retirement	70,954.00	70,954.00	98,015.00
10-704/706-7-6500-1000-220	Social Security	24,157.00	24,157.00	30,794.00
10-704/706-7-6500-1000-240	Group Insurance	96,859.00	96,859.00	133,667.00
10-704/706-7-6500-2200-330	Professional Development	1,650.00	1,650.00	1,200.00
10-704/706-7-6500-2200-580	Travel/Prof Development	0.00	0.00	1,800.00
10-704/706-7-6500-1000-610	Supplies	19,200.00	19,200.00	29,365.00
10-704/706-7-6500-1000-730	Equipment	0.00	0.00	0.00
10-000-7-6600-0000-000	CTE - Architecture & Construction			
10-704/706-7-6600-1000-131	Certificated Salary	100,867.00	100,867.00	77,995.00
10-704/706-7-6600-1000-210	State Retirement	20,381.00	20,381.00	18,993.00
10-704/706-7-6600-1000-220	Social Security	7,717.00	7,717.00	5,966.00
10-704/706-7-6600-1000-240	Group Insurance	29,583.00	29,583.00	31,451.00
10-704/706-7-6600-2200-330	Professional Development	700.00	700.00	700.00
10-704/706-7-6600-2200-580	Travel/Prof Development	0.00	0.00	0.00
10-704/706-7-6600-1000-610	Supplies	6,500.00	6,500.00	7,900.00
10-704/706-7-6600-1000-730	Equipment	0.00	0.00	0.00
10-000-7-6700-0000-000	CTE - Information Technology			
10-704/706-7-6700-1000-131	Certificated Salary	65,069.00	65,069.00	79,350.00
10-704/706-7-6700-1000-210	State Retirement	13,154.00	13,154.00	19,322.00
10-704/706-7-6700-1000-220	Social Security	4,760.00	4,760.00	6,070.00
10-704/706-7-6700-1000-240	Group Insurance	25,523.00	25,523.00	34,071.00
10-704/706-7-6700-2200-330	Professional Development	500.00	500.00	500.00
10-704/706-7-6700-2200-580	Travel/Prof Development	0.00	0.00	0.00
10-704/706-7-6700-1000-610	Supplies	1,500.00	1,500.00	10,015.00
10-704/706-7-6700-1000-730	Equipment	0.00	0.00	0.00
10-000-7-6800-0000-000	CTE - Engineering & Manufacturing Tech			
10-704/706-7-6800-1000-131	Certificated Salary	313,255.00	313,255.00	371,070.00
10-704/706-7-6800-1000-210	State Retirement	70,743.00	70,743.00	90,356.00
10-704/706-7-6800-1000-220	Social Security	23,554.00	23,554.00	28,387.00
10-704/706-7-6800-1000-240	Group Insurance	86,775.00	86,775.00	107,865.00
10-704/706-7-6800-2200-330	Professional Development	1,200.00	1,200.00	800.00
10-704/706-7-6800-2200-580	Travel/Prof Development	2,000.00	2,000.00	2,500.00
10-704/706-7-6800-1000-610	Supplies	30,059.00	30,059.00	41,027.00
10-704/706-7-6800-1000-730	Equipment	0.00	0.00	0.00
10-000-7-6900-0000-000	CTE - Transportation, Distribution & Logistics			
10-704/706-7-6900-1000-131	Certificated Salary	45,099.00	45,099.00	21,792.00

10-704/706-7-6900-1000-210	State Retirement	10,824.00	10,824.00	5,307.00
10-704/706-7-6900-1000-220	Social Security	3,608.00	3,608.00	1,667.00
10-704/706-7-6900-1000-240	Group Insurance	0.00	0.00	5,243.00
10-704/706-7-6900-2200-330	Professional Development	500.00	500.00	400.00
10-704/706-7-6900-2200-580	Travel/Prof Development	0.00	0.00	0.00
10-704/706-7-6900-1000-610	Supplies	13,300.00	13,300.00	21,734.00
10-704/706-7-6900-1000-730	Equipment	0.00	0.00	0.00
10-000-7-7326-0000-000	ROTC Program	245,564.00	245,564.00	234,386.00
10-500-7-7326-1000-131	Salaries	185,434.00	185,434.00	175,709.00
10-500-7-7326-1000-210	State Retirement	37,413.00	37,413.00	42,170.00
10-500-7-7326-1000-220	Social Security	14,186.00	14,186.00	13,442.00
10-500-7-7326-1000-240	Group Insurance	5,506.00	5,506.00	3,065.00
10-500-7-7326-1000-610	Supplies	3,025.00	3,025.00	0.00
10-000-7-7350-0000-000	High Quality School Readiness TANF	2,090,531.00	2,090,531.00	2,281,412.00
10-500-7-7350-1000-131	Teacher Salary	981,931.00	981,931.00	1,003,506.00
10-500-7-7350-1000-161	T.A. Salary	429,281.00	429,281.00	542,228.00
10-500-7-7350-1000-210	State Retirement	279,927.00	279,927.00	301,514.00
10-500-7-7350-1000-220	Social Security	107,056.00	107,056.00	117,185.00
10-500-7-7350-1000-240	Group Insurance	256,349.00	256,349.00	294,886.00
10-500-7-7350-1000-320	Contracted Services	0.00	0.00	0.00
10-500-7-7350-2200-330	Professional Development	0.00	0.00	0.00
10-500-7-7350-2200-580	Travel/Prof Development	2,340.00	2,340.00	1,922.00
10-500-7-7350-1000-610	Supplies	33,647.00	33,647.00	20,171.00
10-704-7-7401-0000-000	Perkins Grant	318,479.00	318,479.00	304,814.00
10-704-7-7401-1000-131	Salaries - Perkins Grant	233,685.00	233,685.00	198,346.00
10-704-7-7401-1000-210	State Retirement	35,942.00	35,942.00	14,673.00
10-704-7-7401-1000-220	Social Security	17,729.00	17,729.00	15,173.00
10-704-7-7401-1000-240	Group Insurance	25,873.00	25,873.00	71,122.00
10-704-7-7401-1000-320	Contracted Services	0.00	0.00	0.00
10-704-7-7401-2200-330	Professional Development	0.00	0.00	0.00
10-704-7-7401-2200-580	Travel/Prof Development	4,500.00	4,500.00	5,000.00
10-704-7-7401-1000-610	Supplies	750.00	750.00	500.00
10-000-7-7522-0000-000	IDEA-Preschool	79,525.00	79,525.00	158,235.00
10-112-7-7522-1000-131	Teacher Salary	0.00	0.00	97,381.00
10-112-7-7522-1000-161	T.A. Salary	61,009.00	61,009.00	0.00
10-112-7-7522-1000-210	State Retirement	13,849.00	13,849.00	22,150.00
10-112-7-7522-1000-220	Social Security	4,667.00	4,667.00	7,253.00
10-112-7-7522-1000-240	Group Insurance	0.00	0.00	31,451.00
10-112-7-7522-2200-580	Travel/Prof Development	0.00	0.00	0.00
10-000-7-7524-0000-000	IDEA-School Age	1,772,437.00	1,772,437.00	1,721,185.00
10-104-7-7524-1000-131	Certificated Salary	161,357.00	161,357.00	0.00
10-108-7-7524-1000-131	Certificated Salary	137,750.00	137,750.00	0.00
10-110-7-7524-1000-131	Certificated Salary	0.00	0.00	0.00
10-112-7-7524-1000-131	Certificated Salary	0.00	0.00	156,718.00
10-114-7-7524-1000-131	Certificated Salary	93,839.00	93,839.00	0.00
10-116-7-7524-1000-131	Certificated Salary	45,203.00	45,203.00	0.00
10-312-7-7524-1000-131	Certificated Salary	196,165.00	196,165.00	112,159.00
10-314-7-7524-1000-131	Certificated Salary	187,390.00	187,390.00	240,411.00
10-704-7-7524-1000-131	Certificated Salary	344,302.00	344,302.00	546,025.00
10-999-7-7524-1000-131	Certificated Salary	0.00	0.00	0.00
10-104-7-7524-1000-210	State Retirement	31,949.00	31,949.00	0.00
10-108-7-7524-1000-210	State Retirement	27,837.00	27,837.00	0.00
10-110-7-7524-1000-210	State Retirement	0.00	0.00	0.00
10-112-7-7524-1000-210	State Retirement	0.00	0.00	34,098.00
10-114-7-7524-1000-210	State Retirement	21,761.00	21,761.00	0.00
10-116-7-7524-1000-210	State Retirement	8,824.00	8,824.00	0.00
10-312-7-7524-1000-210	State Retirement	42,343.00	42,343.00	23,828.00
10-314-7-7524-1000-210	State Retirement	40,574.00	40,574.00	52,460.00
10-704-7-7524-1000-210	State Retirement	75,294.00	75,294.00	109,119.00
10-999-7-7524-1000-210	State Retirement	0.00	0.00	0.00
10-104-7-7524-1000-220	Social Security	12,227.00	12,227.00	0.00
10-108-7-7524-1000-220	Social Security	10,537.00	10,537.00	0.00
10-110-7-7524-1000-220	Social Security	0.00	0.00	0.00
10-112-7-7524-1000-220	Social Security	0.00	0.00	11,956.00
10-114-7-7524-1000-220	Social Security	7,131.00	7,131.00	0.00

10-116-7-7524-1000-220	Social Security	3,458.00	3,458.00	0.00
10-312-7-7524-1000-220	Social Security	14,788.00	14,788.00	8,518.00
10-314-7-7524-1000-220	Social Security	14,249.00	14,249.00	18,175.00
10-704-7-7524-1000-220	Social Security	26,010.00	26,010.00	41,178.00
10-999-7-7524-1000-220	Social Security	0.00	0.00	0.00
10-104-7-7524-1000-240	Group Insurance	57,855.00	57,855.00	0.00
10-108-7-7524-1000-240	Group Insurance	39,647.00	39,647.00	0.00
10-110-7-7524-1000-240	Group Insurance	0.00	0.00	0.00
10-112-7-7524-1000-240	Group Insurance	0.00	0.00	51,159.00
10-114-7-7524-1000-240	Group Insurance	29,584.00	29,584.00	0.00
10-116-7-7524-1000-240	Group Insurance	4,680.00	4,680.00	0.00
10-312-7-7524-1000-240	Group Insurance	49,516.00	49,516.00	41,488.00
10-314-7-7524-1000-240	Group Insurance	29,581.00	29,581.00	73,010.00
10-704-7-7524-1000-240	Group Insurance	58,586.00	58,586.00	200,883.00
10-999-7-7524-1000-241	Group Insurance	0.00	0.00	0.00
10-110-7-7524-1000-320	Contracted Services	0.00	0.00	0.00
10-000-7-7801-0000-000	Title 1A - Improv Academic Ach	743,166.00	743,166.00	367,943.00
10-999-7-7801-1000-131	Certificated Salary	431,300.00	431,300.00	170,234.00
10-104-7-7801-1000-161	T.A. Salary	16,919.00	16,919.00	13,652.00
10-110-7-7801-1000-161	T.A. Salary	22,515.00	22,515.00	36,015.00
10-999-7-7801-1000-161	T.A. Salary	37,174.00	37,174.00	0.00
10-999-7-7801-1000-210	State Retirement	100,970.00	100,970.00	44,013.00
10-999-7-7801-1000-220	Social Security	38,463.00	38,463.00	16,740.00
10-999-7-7801-1000-240	Group Insurance	75,583.00	75,583.00	73,831.00
10-999-7-7801-2700-172	Transportation Salaries	8,104.00	8,104.00	0.00
10-999-7-7801-2700-210	State Retirement	1,518.00	1,518.00	0.00
10-999-7-7801-2700-220	Social Security	620.00	620.00	0.00
10-999-7-7801-1000-320	Contracted Services	0.00	0.00	0.00
10-999-7-7801-2200-330	Professional Development	0.00	0.00	0.00
10-999-7-7801-2200-580	Travel/Prof Development	5,000.00	5,000.00	13,261.00
10-104-7-7801-1000-610	Supplies	5,000.00	5,000.00	197.00
10-104-7-7801-1000-640	Textbook/Curriculum	0.00	0.00	0.00
10-500-7-7801-1000-730	Equipment	0.00	0.00	0.00
10-500-7-7801-2400-152	Secretary Salary	0.00	0.00	0.00
10-000-7-7860-0000-000	Title IIA - Teacher Improvement	182,222.00	182,222.00	185,033.00
10-999-7-7860-1000-131	Salaries	123,682.00	123,682.00	125,618.00
10-999-7-7860-1000-210	State Retirement	28,682.00	28,682.00	28,571.00
10-999-7-7860-1000-220	Social Security	9,204.00	9,204.00	9,422.00
10-999-7-7860-1000-240	Group Insurance	20,654.00	20,654.00	21,422.00
10-999-7-7860-2200-330	Professional Development	0.00	0.00	0.00
10-999-7-7860-2200-580	Travel/Prof Development	0.00	0.00	0.00
10-000-7-7880-0000-000	Title III - English Lang Acq	202,429.00	202,429.00	240,033.00
10-999-7-7880-1000-131	Certificated Salary	132,456.00	132,456.00	105,360.00
10-999-7-7880-1000-210	State Retirement	30,201.00	30,201.00	23,962.00
10-999-7-7880-1000-220	Social Security	10,192.00	10,192.00	8,060.00
10-999-7-7880-1000-240	Group Insurance	29,580.00	29,580.00	31,451.00
10-999-7-7880-1000-320	Contracted Services	0.00	0.00	0.00
10-999-7-7880-2200-330	Professional Development	0.00	0.00	1,000.00
10-999-7-7880-2200-580	Travel/Prof Development	0.00	0.00	5,000.00
10-999-7-7880-1000-610	Supplies	0.00	0.00	200.00
10-999-7-7880-1000-640	Textbook/Curriculum			65,000.00
10-000-7-7890-0000-000	Title IV-A Student Support	32,760.00	32,760.00	30,940.00
10-999-7-7890-1000-131	Teacher Salary	0.00	0.00	2,540.00
10-999-7-7890-1000-210	State Retirement	0.00	0.00	504.00
10-999-7-7890-1000-220	Social Security	0.00	0.00	190.00
10-999-7-7890-2200-580	Travel/Prof Development	15,210.00	15,210.00	0.00
10-999-7-7890-1000-610	Supplies	17,550.00	17,550.00	27,706.00
51-000-7-8000-0000-000	Food Services	4,185,388.00	4,185,388.00	4,437,021.00
51-999-7-8000-3100-191	Supervisor Salary	111,815.00	111,815.00	0.00
51-999-7-8000-3100-191	Manager Salary	77,214.00	77,214.00	0.00
51-999-7-8000-3100-191	Food Service Salaries	1,046,791.00	1,046,791.00	1,769,080.00
51-999-7-8000-3100-191	Sub Cook Salary	12,015.00	12,015.00	0.00
51-999-7-8000-3100-191	Warehouseman Salary	51,930.00	51,930.00	0.00
51-999-7-8000-3100-191	Extended Hour Salary	305,191.00	305,191.00	0.00
51-999-7-8000-3100-210	State Retirement	324,597.00	324,597.00	351,982.00

51-999-7-8000-3100-220	Social Security	116,335.00	116,335.00	127,979.00
51-999-7-8000-3100-240	Group Insurance	410,720.00	410,720.00	476,982.00
51-999-7-8000-3100-330	Professional Development	0.00	0.00	0.00
51-999-7-8000-3100-430	Repairs	10,000.00	10,000.00	7,500.00
51-999-7-8000-3100-580	Travel/Prof Development	0.00	0.00	0.00
51-999-7-8000-3100-610	Kitchen Supplies	17,500.00	17,500.00	23,500.00
51-999-7-8000-3100-630	Food Purchases	1,574,750.00	1,574,750.00	1,557,468.00
51-999-7-8000-3100-630	Milk Purchases	96,530.00	96,530.00	96,530.00
51-999-7-8000-3100-610	Office Supplies	5,000.00	5,000.00	5,000.00
51-999-7-8000-3100-730	Equipment	25,000.00	25,000.00	21,000.00
51-999-7-8000-3100-890	Other	0.00	0.00	0.00
10-000-7-9999-0000-000	Fixed Expenses	704,250.00	704,250.00	690,700.00
10-999-7-9999-1000-210	State Retirement	0.00	0.00	0.00
10-999-7-9999-1000-211	Medical Trust	0.00	0.00	0.00
10-999-7-9999-1000-220	Wellness Program	0.00	0.00	0.00
10-999-7-9999-1000-240	Group Insurance	0.00	0.00	0.00
10-999-7-9999-1000-270	Workers Comp	0.00	0.00	0.00
10-999-7-9999-1000-280	Unemployment Benefits	0.00	0.00	0.00
10-999-7-9999-1000-561	Non Resident Students	300,000.00	300,000.00	300,000.00
10-999-7-9999-2300-522	Tort Liability	189,320.00	189,320.00	162,580.00
10-999-7-9999-2690-521	Property Insurance	214,930.00	214,930.00	228,120.00
10-999-7-9999-5300-830	Lease Interest	0.00	0.00	0.00
10-999-7-9999-5300-840	Lease Principal	0.00	0.00	0.00
21-000-7-9999-0000-000	Student Activity Fund	4,226,456.00	4,226,456.00	5,291,934.00
21-999-7-9999-1000-100	Salaries	123,318.00	123,318.00	163,011.00
21-999-7-9999-1000-320	Contracted Services	79,538.00	79,538.00	99,423.00
21-999-7-9999-1000-580	Travel/Prof Development	625,485.00	625,485.00	781,856.00
21-999-7-9999-1000-610	Supplies	3,398,115.00	3,398,115.00	4,247,644.00
21-999-7-9999-1000-640	Textbook/Curriculum	0.00	0.00	0.00
30-000-7-9999-0000-000	Capital Projects	40,068,015.00	40,068,015.00	23,794,528.00
30-500-7-8500-3200-490	Rental property expense	2,970.00	2,970.00	5,000.00
30-999-7-9999-2300-320	Contracted Services	0.00	0.00	32,500.00
30-999-7-9999-2690-730	Equipment-Other	0.00	0.00	0.00
30-999-7-9999-4200-710	Site Improvement	0.00	0.00	2,286,493.00
30-706-7-9999-4500-450	New Construction	19,950,000.00	19,950,000.00	15,000,000.00
30-999-7-9999-4600-720	Capital Improvement Projects	1,205,500.00	1,205,500.00	1,556,000.00
30-999-7-9999-4000-720	Remodel Projects	45,000.00	45,000.00	45,000.00
30-706-7-9999-4500-610	Furniture, Fixtures, Equipment	16,981,000.00	16,981,000.00	3,500,000.00
30-999-7-9999-5300-830	Capital Lease Interest	21,549.00	21,549.00	44,890.00
30-999-7-9999-5300-840	Capital Lease Principal	1,861,996.00	1,861,996.00	1,324,645.00
32-000-7-9999-0000-000	Local Building Authority Activity	53,163,069.00	53,163,069.00	0.00
32-706-7-9999-4500-450	High School Construction	53,163,069.00	53,163,069.00	0.00
32-500-7-9999-5100-830	Interest	0.00	0.00	0.00
32-500-7-9999-5100-833	Bond Issuance Costs	0.00	0.00	0.00
71-000-7-9999-0000-000	Enterprise Fund	1,452,520.00	1,452,520.00	1,605,000.00
71-500-7-5590-3390-890	Other Purchased Services	1,452,520.00	1,452,520.00	1,605,000.00
10-000-7-9999-0000-000	Revenues			
10-500-7-1205-1990-999	SPED Local	0.00	0.00	0.00
10-500-7-1205-3100-999	Special Education Add-on	3,334,030.00	3,334,030.00	3,567,784.00
10-500-7-1205-4901-999	Medicaid Outreach	602,339.00	602,339.00	282,932.00
10-500-7-1210-3100-999	Special Education - Self-contained	299,629.00	299,629.00	307,378.00
10-500-7-1215-3100-999	Special Education - Preschool	491,796.00	491,796.00	448,225.00
10-500-7-1220-3100-999	Special Education - Severe Ext Yr	17,246.00	17,246.00	19,552.00
10-500-7-1225-3100-999	Special Education - Impact Aid	80,227.00	80,227.00	75,969.00
10-500-7-1278-3100-999	Special Education - Extended Year Stipend	66,040.00	66,040.00	40,430.00
10-500-7-1609-1690-999	Adult Ed Prison	0.00	0.00	0.00
10-500-7-1609-3300-999	Revenue-State Adult Ed	81,080.00	81,080.00	77,311.00
10-820-7-3120-1800-999	Revenue-Pool Fees	165,000.00	165,000.00	146,900.00
10-500-7-3800-1800-999	Revenue--Day Care			150,000.00
10-500-7-5310-3200-999	Flexible Allocation - WPU Dist.	3,172,921.00	3,172,921.00	3,176,871.00
10-500-7-5315-1410-999	Revenue-Local Transportation	60,000.00	60,000.00	67,942.00
10-500-7-5315-3200-999	Revenue-State Transportation	1,639,149.00	1,639,149.00	1,597,669.00
10-500-7-5321-3800-999	LICF License Fees	0.00	0.00	0.00
10-500-7-5331-3300-999	Accel Students - GT	55,311.00	55,311.00	51,831.00
10-500-7-5332-3300-999	Accelerated Learning - AP	31,481.00	31,481.00	35,591.00

10-500-7-5333-3300-999	Concurrent Enrollment	193,975.00	193,975.00	231,579.00
10-500-7-5344-3100-999	At-Risk Student Programs	1,268,045.00	1,268,045.00	1,573,789.00
10-500-7-5420-3500-999	Revenue-State Trustlands	1,507,264.00	1,507,264.00	1,782,949.00
10-500-7-5610-1310-999	Revenue-Drivers Ed Fees	97,000.00	97,000.00	80,944.00
10-500-7-5610-3800-999	Revenue-State Drivers Ed	86,575.00	86,575.00	81,780.00
10-500-7-5618-3800-999	Software Licenses K-3 Reading	84,570.00	84,570.00	0.00
10-500-7-5637-3500-999	Dual Immersion Program	85,206.00	85,206.00	78,344.00
10-500-7-5644-3800-999	STEM Endorsement Grant	11,025.00	11,025.00	9,130.00
10-500-7-5647-3800-999	Prime (Concurrent Enrollment)	0.00	0.00	0.00
10-500-7-5651-3400-999	Educator Professional Time	1,003,437.00	1,003,437.00	1,031,832.00
10-500-7-5652-3500-999	Teen Center Grant Program	24,342.00	24,342.00	0.00
10-500-7-5655-3500-999	Digital Teaching and Learning	272,044.00	272,044.00	0.00
10-500-7-5659-3400-999	School-based ESP Stipends	400,042.00	400,042.00	0.00
10-500-7-5665-3400-999	Grow Your Own Teacher/Counselor	60,000.00	60,000.00	98,951.00
10-500-7-5666-3400-999	Grants for Professional Learning	43,432.00	43,432.00	0.00
10-500-7-5672-3800-999	Substance Abuse Prevention/E-CIGARETTE S	36,000.00	36,000.00	36,000.00
10-500-7-5674-3800-999	Suicide Prevention	9,000.00	9,000.00	9,000.00
10-500-7-5677-3500-999	Computer Science PEESRA	0.00	0.00	0.00
10-500-7-5678-3500-999	Revenue-State TSSA	2,765,816.00	2,765,816.00	2,705,308.00
10-500-7-5679-3500-999	Student Health/Counseling Support	256,420.00	256,420.00	236,253.00
10-500-7-5682-3990-999	Upstart Program	0.00	0.00	25,000.00
10-500-7-5805-3800-999	Early Literacy Program	0.00	0.00	360,863.00
10-500-7-5807-3400-999	S-SHiNE	370,295.00	370,295.00	337,224.00
10-500-7-5813-3800-999	Stipends for Future Educators	0.00	0.00	123,250.00
10-500-7-5868-3400-999	Revenue-State Teacher Supplies	148,814.00	148,814.00	149,888.00
10-500-7-5876-3400-999	Legislative Salary Adjustment	6,411,296.00	6,411,296.00	6,610,144.00
10-500-7-5882-3500-999	BTS Elementary Arts	216,000.00	216,000.00	210,000.00
10-500-7-5902-3100-999	Work-Based Learning			32,176.00
10-500-7-5911-3400-999	English Language Learner Software	0.00	0.00	0.00
10-500-7-5914-3800-999	School Safety Support Grants	186,206.00	186,206.00	27,900.00
10-500-7-6000-1850-999	Revenue-CTE Local	0.00	0.00	0.00
10-500-7-6000-3100-999	Revenue-CTE State	1,564,026.00	1,564,026.00	1,749,354.00
10-500-7-6000-3990-999	State Revenue Non USBE	0.00	0.00	0.00
10-500-7-7326-4300-999	Federal Rev - ROTC	81,000.00	81,000.00	87,854.00
10-500-7-7350-1310-999	Revenue-Local Pre School	150,000.00	150,000.00	135,000.00
10-500-7-7350-4700-999	Fed Grant-Pre School	916,704.00	916,704.00	916,704.00
10-500-7-7401-4559-999	Federal Perkins Grant	318,479.00	318,479.00	304,814.00
10-500-7-7522-4522-999	Revenue-Federal IDEA Pre-School	74,963.00	74,963.00	43,583.00
10-500-7-7524-4524-999	Revenue-Federal IDEA School age	1,441,459.00	1,441,459.00	1,413,492.00
10-500-7-7801-4800-999	Revenue-Federal Title IA	206,138.00	206,138.00	204,506.00
10-500-7-7860-4800-999	Revenue-Federal Title IIA (improving teache	108,250.00	108,250.00	114,146.00
10-500-7-7880-4800-999	Revenue-Federal Title IIIA (supporting effect	87,450.00	87,450.00	100,841.00
10-500-7-7890-4800-999	Revenue-Federal Title IVA	0.00	0.00	14,685.00
10-500-7-9999-1110-999	Basic School Levy	26,676,060.00	26,676,060.00	27,069,323.00
10-500-7-9999-1114-999	Board Local Levy	27,885,961.00	27,885,961.00	31,504,425.00
10-500-7-9999-1112-999	Voted Local Levy	21,601,545.00	21,601,545.00	25,527,592.00
10-500-7-9999-1310-999	Community School Tuition	0.00	0.00	0.00
10-500-7-9999-1510-999	Interest Earnings	2,489,950.00	2,489,950.00	5,581,098.00
10-500-7-9999-1990-999	Miscellaneous	350,000.00	350,000.00	254,110.00
10-500-7-9999-3065-999	Reg School Program	12,674,017.00	12,674,017.00	12,383,569.00
10-500-7-9999-3066-999	On Line Offset	-350,000.00	-350,000.00	-303,217.00
10-500-7-9999-3070-999	Professional Staff	0.00	0.00	0.00
10-500-7-9999-3105-999	Foreign Exchange Students	23,370.00	23,370.00	24,350.00
10-500-7-9999-3221-999	Class Size Reduction	2,573,780.00	2,573,780.00	2,545,837.00
10-500-7-9999-3661-999	Enrollment Growth	0.00	0.00	0.00
10-500-7-9999-3800-999	School Fees	27,000.00	27,000.00	0.00
10-500-7-9999-3990-999	CPR/AED SFY2020	0.00	0.00	0.00
10-500-7-9999-4595-999	Safe/Rural Schools	57,500.00	57,500.00	56,919.00
21-500-7-9999-1990-999	Student Activities Fund Local Revenue	4,226,456.00	4,226,456.00	5,291,933.00
26-500-7-5910-1168-999	Charter Levy	610,025.00	925,000.00	1,272,840.00
30-500-7-9999-1124-999	Capital Leeway	34,628,431.00	34,628,431.00	38,467,411.00
30-500-7-9999-1910-999	Rentals	23,100.00	23,100.00	76,539.00
30-500-7-9999-1510-999	Capital Interest Earned	0.00	0.00	0.00
30-500-7-9999-5300-999	Gain (Loss) on Sale of Equipment	0.00	0.00	575,000.00
30-500-7-9999-6300-999	Special Items	0.00	0.00	0.00

30-500-7-9999-5500-999	Capital Lease Proceeds	3,182,570.00	3,182,570.00	1,983,570.00
31-500-7-9999-1128-999	Debt Service Leeway	4,116,050.00	4,116,050.00	4,118,300.00
32-500-7-9999-1510-999	Interest Earned (Lease Rev Bonds)	850,000.00	850,000.00	0.00
32-500-7-9999-5110-999	Face Amount of Bonds Sold	0.00	0.00	0.00
32-500-7-9999-5120-999	Premium on Bonds Sold	0.00	0.00	0.00
51-500-7-9999-1690-999	Board Local Levy - Food Services			1,198,766.00
51-500-7-8000-1610-999	Revenue-Local Food Services	1,334,138.00	1,334,138.00	1,100,000.00
51-500-7-8000-3800-999	Revenue-State Food Services	541,250.00	541,250.00	586,475.00
51-500-7-8000-4560-999	Revenue-Federal Food Services	1,885,250.00	1,885,250.00	1,286,780.00
51-500-7-8000-4970-999	Revenue-FDA Commodities	424,750.00	424,750.00	265,000.00
71-500-7-9999-1990-999	Enterprise Fund Local Revenue	1,452,520.00	1,452,520.00	1,605,000.00
	Total Revenues	177,865,245.00	177,881,073.00	193,435,288.00
	Total Expenditures	250,506,387.00	250,522,215.00	193,435,288.00